

TABLE OF CONTENTS

REPORT NUMBER 000000		REPORT DATE 06JAN76			
VOL 1	M/T 32771	SERIAL 99988888	MAX PACK LOGIC		
LOGIC	NUMBER	DESCRIPTION	PART NUMBER	EC NUMBER	FEATURE BM
SYSTEMS DIAGRAMS					
AA115		SOCKET LISTING	0001832870	000741246	0002565025
KA011		I/O CONTROL	0001823849	000717946	0002565025
KA031		I/O CONTROL	0001823090	000717946	0002565025
KA051		I/O CONTROL	0001823095	000717946	0002565025
KA071		I/O CONTROL	0001823100	000717946	0002565025
KA111		I/O CONTROL	0001824194	000717946	0002565025
KA121		SERDES/SPECIAL CIRCUITS	0001823103	000717492	0002565025
KF011		CLOCK AND STEP CONTROL	0001823105	000717946	0002565025
KF031		CLOCK AND STEP CONTROL	0001823112	000717946	0002565025
KF051		CLOCK AND STEP CONTROL	0001823118	000717946	0002565025
KF111		DISPLAY CONTROL	0001823123	000717946	0002565025
KF131		DISPLAY CONTROL	0001823127	000717946	0002565025
KF141		DISPLAY CONTROL	0001823132	000717946	0002565025
KF171		DISPLAY CONTROL	0001823139	000717946	0002565025
KF201		CONNECTOR PAGE	0001823146	000717946	0002565025
KM011		KEYBOARD CONTROLS /1	0001823152	000717946	0002565025
KM031		KEYBOARD CONTROLS /1	0001823756	000717946	0002565025
KM051		KEYBOARD CONTROLS /1	0001823758	000717946	0002565025
KM111		KEYBOARD CONTROLS /2	0001823761	000717946	0002565025
KM141		KEYBOARD CONTROLS /2	0001823766	000717946	0002565025
KM161		KEYBOARD CONTROLS /2	0001824193	000717946	0002565025
KR011		CARD READER	0001823769	000717946	0002565025
KR041		CARD READER	0001823770	000717492	0002565025
KR061		CARD READER	0001823771	000717946	0002565025
KR201		KEYBOARD INTERFACE FOR CR	0001823772	000716959	0002565025
KT011			0001823774	000717946	0002565025
KT031		AMR 19/48 LP CTRL	0001823776	000717946	0002565025
KT051		AMR 19/48 LP CTRL	0001823780	000717946	0002565025
KT101		SELECTOR PEN INTERFACE LINES	0001823783	000717492	0002565025
MB011		960 STOR & GATE	0001823785	000717473	0002565025
MB041		960 STOR & GATE	0001823789	000717946	0002565025
MB111		960 STOR & GATE	0001823792	000717473	0002565025
MB131	1	960 STOR & GATE	0001823795	000717946	0002565025
MB131	2	960 STOR & GATE	0001823799	000717946	0002565025
MB151	1	960 STOR & GATE	0001823801	000717946	0002565025
MB151	2	960 STOR & GATE	0001823802	000717946	0002565025
MC011	1	LINE BUFFER & CHAR. GEN.	0001823804	000717946	0002565025
MC011	2	LINE BUFFER & CHAR. GEN.	0001823810	000718541	0002565025
MC031	1	LINE BUFFER & CHAR. GEN.	0001823811	000717946	0002565025
MC031	2	LINE BUFFER & CHAR. GEN.	0001823813	000718541	0002565025
MC051	1	LINE BUFFER & CHAR. GEN.	0001823816	000717492	0002565025
MC051	2	LINE BUFFER & CHAR. GEN.	0001823818	000718541	0002565025
MC071	1	LINE BUFFER & CHAR. GEN.	0001823821	000717946	0002565025

TABLE OF CONTENTS

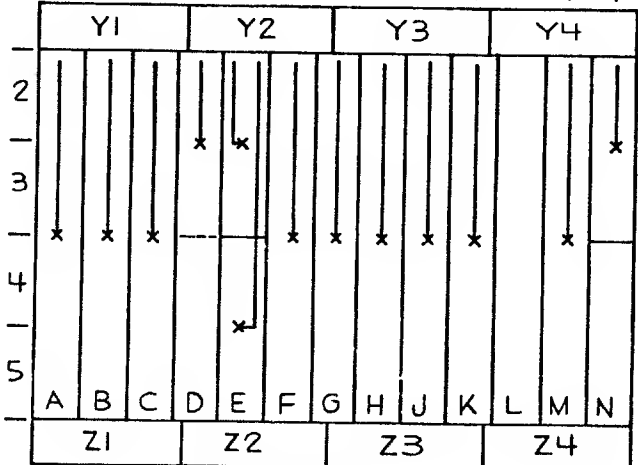
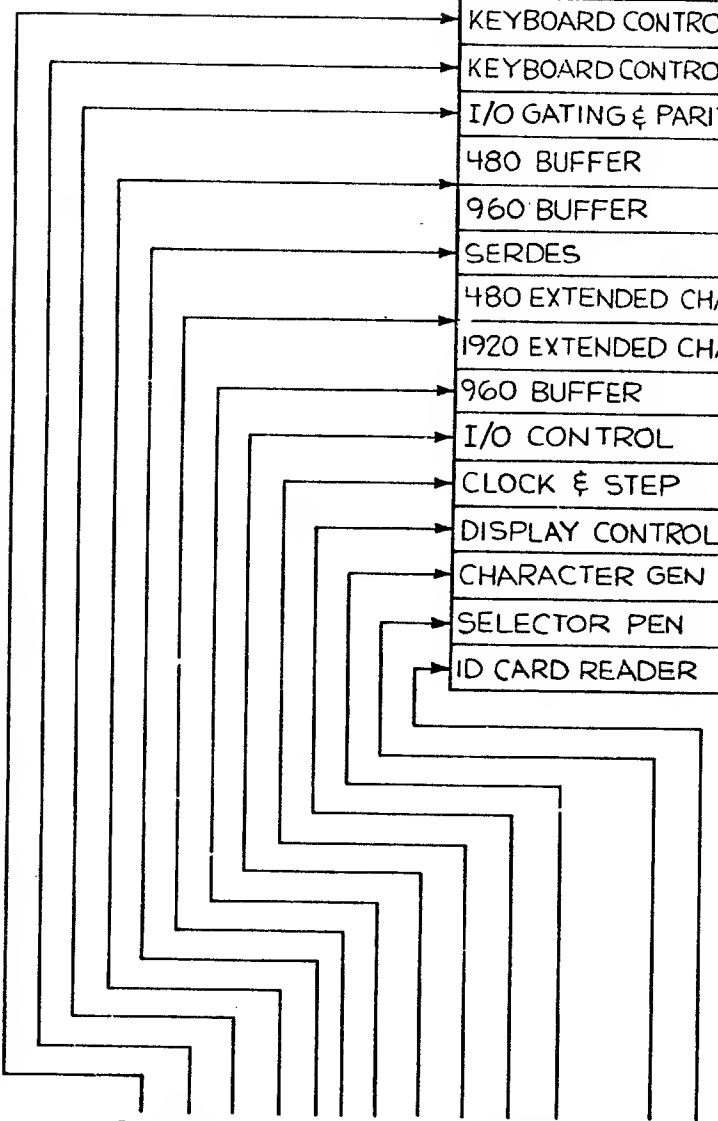
REPORT NUMBER 000000		REPORT DATE 06JAN76			
VOL 1	M/T 32771	SERIAL 99988888	MAX PACK LOGIC		
LOGIC	NUMBER	DESCRIPTION	PART NUMBER	EC NUMBER	FEATURE BM
SYSTEMS DIAGRAMS					
MC071	2	LINE BUFFER & CHAR. GEN.	0001823823	000718541	0002565025
MC091	1	LINE BUFFER & CHAR. GEN.	0001823826	000717946	0002565025
MC091	2	LINE BUFFER & CHAR. GEN.	0001823828	000717946	0002565025
MC121		1920 LINE BUFFER	0001823831	000717946	0002565025
MG011		I/O GATING AND PARITY	0001823835	000717492	0002565025
MG041			0001823840	000717946	0002565025
YA011			0002577870	000741690	
YA011	2	POWER DIST & ANALOG	0002564997	000739999	0002565025
YA012		SYS DIAG 48C DISPL UNIT 60H2	0002481234	000741722	0002565025
YA012	2	SYS DIAG 19C DISPL UNIT 60H2	0002481235	000741722	0002565025
YA012	3		0001898007	000741722	0002565025
YA013		SYS DIAG 48C DISPL UNIT 50H2	0002481238	000741722	0002565025
YA013	1	SYS DIAG 19C DISPL UNIT 50H2	0002481236	000741722	0002565025
YA013	3		0001898006	000741722	0002565025
YF672		SYSTEMS DIAGRAM	0002611043	000717665	0002565025
ZZ011	1	COMPONENT LOCATION	0002564995	000741722	0002565025
ZZ011	2		0002577869	000741690	0002565025
ZZ012		COMPONENT LOCATION	0002564993	000717142	0002565025
ZZ101		3277 MOD 1&2 FEATURE	0001564041	000741246	0002565025

CARD DESCRIPTION	WHERE USED	CARD TYPE	LOGIC PAGE GROUP	CARD LOC	CARD PART NUMBERS												
					BASE EC 717492	OPT #1 EC 718556	MAND NO. 1 (CARD READER FEATURE ONLY) EC 718958	OPT NO. 4 EC 739072	OPT NO. 5 EC 739065	OPT NO. 6 EC 739066	OPT NO. 7 EC 739071	OPT NO. 8 EC 739268	OPT NO. 10 EC 746050	OPT NO. 11 EC 747009	PRODUCTION PRACTICE		
KEYBOARD CONTROL #2	KEYBOARD ADAPTER	9072	KMIXX	A2 *	8522128	8522001	NOTE [1]										
KEYBOARD CONTROL #1	KEYBOARD ADAPTER	9069	KMOXX	B2 *	8521178	8522852				8524282					8564132	8564143	8564143
I/O GATING & PARITY	ALL MACHINES	9066	MGOXX	C2	8521992	←											8524282
480 BUFFER	MOD 1 ONLY	9057	MBXXX	D2	8521862	←											8523648
960 BUFFER	MOD 2 ONLY	9065			8521863	←											
SERDES	ALL MACHINES	L514	KAIXX	E2 *	8522013	←											8521863
480 EXTENDED CHAR	MOD 1 EXT CHAR	2231	MCXXX	E4	8521437	←											8527302
1920 EXTENDED CHAR	MOD 2 EXT CHAR	2227			8521436	←											
960 BUFFER	MOD 2 ONLY	9065	MBXXX	F2	8521863	←											8524301
I/O CONTROL	ALL MACHINES	9068	KAOXX	G2 *	8522109	8522151	←		8523664								8521863
CLOCK & STEP	ALL MACHINES	9071	KFOXX	H2 *	8521981	8522825	←					8323649					8523664
DISPLAY CONTROL	ALL MACHINES	9067	KFIXX	J2 *	8522014	8522836	←										8524604
CHARACTER GEN	SEE PAGE ZZ101		MCXXX	K2 *													8522836
SELECTOR PEN	EXTENDED BOARD	9088	KTOXX	M2	8521505	←							*				*
ID CARD READER	EXTENDED BOARD	2229	KROXX	N2	8522108	←	8523257	←									8521505
																	8565013

\* REFER TO "ZZ" PAGES FOR INTERCHANGEABLE CARDS FOR FEATURES AND RPQ'S

EXPLANATION OF LOGIC USE

THIS SYSTEMS DIAGRAMS VOLUME CONTAINS ALL THE LOGIC REQUIRED FOR ANY FEATURE COMBINATION OF 3277 DISPLAYS. THE VOLUME IS BROKEN DOWN INTO THE LOGIC GROUPS SHOWN ABOVE. THE WHITE PAGES ARE BASE MOD 2. IF A CARD READER OR SELECTOR PEN IS IN THE MACHINE, THE BLUE KR & KT PAGES SHOULD BE CONSIDERED PART OF THE LOGIC. IF THE MACHINE IS A MOD 1, THE YELLOW MB PAGES SHOULD BE CONSIDERED A REPLACEMENT FOR THE WHITE MB PAGES. IF THE MACHINE HAS AN EXTENDED CHARACTER SET, THE GREEN MC PAGES SHOULD BE CONSIDERED A REPLACEMENT FOR THE WHITE MC PAGES.



CARD SIDE BOARD → EXTENDED BOARD FEATURE

NOTES  
[1] CARD TYPE 9072 P/N 8523623 (FOR W.T. ONLY) OR EC 747009 INSTALLED

BOARD PART NO.	BOARD DESCRIPTION
2625204	BASE W/O FEAT EXT
2625206	BASE WITH FEAT EXT
2625208	EXT CHAR SET W/O FEAT
2625210	EXT CHAR SET WITH FEAT

SEE EC HISTORY		DRAWING TITLE	
JUN77	746050	3277 SOCKET LIST	
JAN78	747009	MACH 3277	
MAY78	747514	PART NO 1832870	
		CLASSIFICATION	
		IBM CORP	

AA115

AA115

D

COMPONENT & CONNECTOR LOCATIONS

TITLE	MOD 1	MOD 2
ANALOG CARD	01B/A2	01C/A1
AUDIBLE ALARM	01C/DS1	01C/DS1
LVPS	01B/PS1	01D/PS1
HVPS	01B/PS2	01C/PS1
-12V REG CARD	01B/VRI	01D/VRI
VOLTAGE DIST CARD	01C/Z1	01C/TBI
SECURITY KEY LOCK	01C/S1	01C/S1
CONTROL UNIT I/O CONN	01S/J4	01S/J4
KEYBOARD CONN	01S/J1	01S/J1
CARD READER CONN	01S/J2	01S/J2

ANALOG CARD

SIGNAL	BD CONN	I/O CONN		PIN
	01A-A1(Z3)	MOD 1	MOD 2	
+VIDEO DATA OUT	H6C04			P4-12
+HI INTENSITY	J6E02			P4-15
+HORIZ SYNC	J6D04			P4-14
-BUMP DISPLAY	H6E04			P4-8
+VERTICAL RETRACE	J6B04			P4-10
-SOUND ALARM	K6A04	01B/A2	01C/A1	P4-16
TO ANAL CD TO ALARM				P4-19
+SWITCHED 5V	H6B02			P4-11
				P4-20
-POR	K6B02			P4-21
-12V	J6C04			P3-5
+34V	K6B04			P3-6
+8V	J6A04			P3-4
+RELAY COIL	J6E04	01C/ZPI	01C/TBI	3
-SECURITY KEY	H6A02	01C/S1		---
	J6B02			---
-SECURITY KEY GND	H6C02			---

KEYBOARD WITH & WITHOUT CARD READER

SIGNAL	BD CONN - 01A-A1		I/O CONN	KYBD PIN - KBI	
	KYBD (Z1)	CD RDR (Z4)		TYPE A	TYPE B
+KYBD BIT 0	A6D04	L6B04	1	D	B05
+KYBD BIT 1	A6E04	L6C04	2	E	B06
+KYBD BIT 2	B6A04	L6D04	3	F	D13
+KYBD BIT 3	B6B04	L6E04	4	H	B08
+KYBD BIT 4	B6C04	M6A04	5	J	B09
+KYBD BIT 5	B6D04	M6B04	18	K	B10
+KYBD BIT 6	B6E04	M6C04	6	L	B13
+KYBD BIT 7	C6A04	M6D04	7	M	B12
+KYBD PARITY BIT	C6B04	M6E04	8	N	B04
+ALPHA SHIFT	A6D02	L6B02	14	T	D05
-KYBD STROBE	C6B02	M6E02	9	R	B02
	C6C04	N6A04			
+NUMERIC SHIFT	B6B02	L6E02	16	S	D06
-KYBD RESET	C6D04	N6B04	22	C	D12
-POR TYPE B KYBD	C6A02	M6D02	19	SPARE	SPARE
+DE UP SHIFT	B6A02	L6D02	15	U	D04
+FF ENABLE	B6C02	M6A02	17	P	D11
+KYBD TUNE	C6E02		10	AUD FDBK SIGNAL	
+CHAR RDY DEC		N6C02			D10

POWER DISTRIBUTION

SIGNAL	TERMINAL		I/O CONN	KYBD PIN - KBI	
	MOD 1 01A/TBI	MOD 2 01C/TBI		01S/J1	TYPE A
+8V	2	23	24	W,V	D03
			25	AUDIBLE FDBK	
-12V	4	19	13	Z	D02
DC RTN	6	22	11	X,Y	D08
			12	AUDIBLE FDBK	

COAX

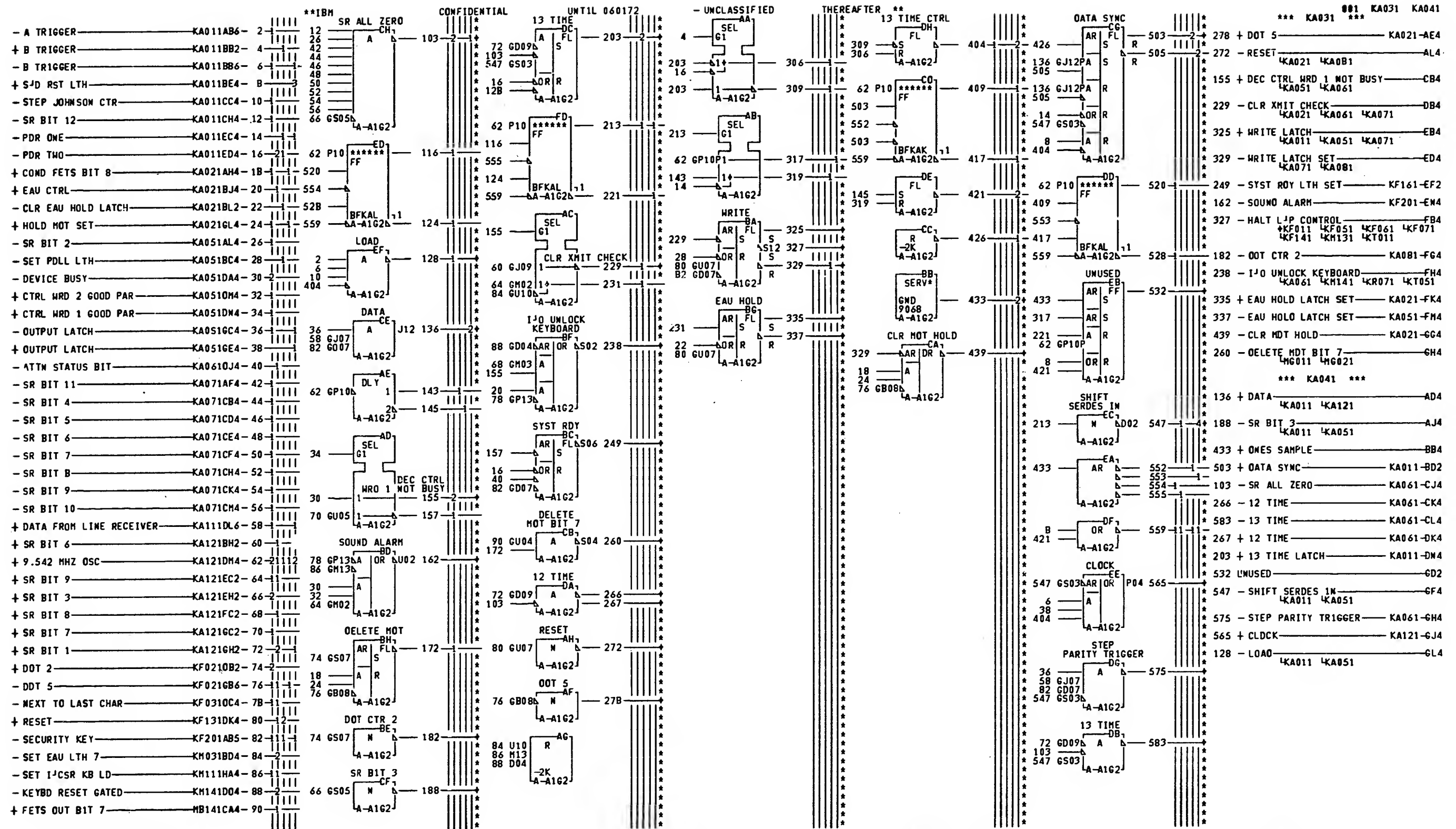
SIGNAL	BD CONN PIN
DATA	01A-A1E2D07
GND	01A-A1E2D08

LIGHT PEN CONNECTOR

SIGNAL	BD SIDE 01A-A1	LIGHT PEN SIDE
-LP SW OPEN	M1C13	B05
	N1B11	
-LP SW CLOSED	L1B11	B08
	L1E13	
-LP STRIKE(SIGNAL)	L1B13	B03
+12V LP	L1C13	B02
-6V LP	M1D13	B09
GND	M1B13	B07
	M1A11	

SEE EC HISTORY		DRAWING TITLE	
JUN 77	746050	3277-MOD 112 CONNRY CABLE REF GUIDE	
JAN 78	747009	MXCH	3277
MAY 78	747514	PART NO	1832870
D	CLASSIFICATION		IBM CORP





A.SIM TO PN 1563732 EC 717946  
 B.SIM TO PN 1563733 EC 717946

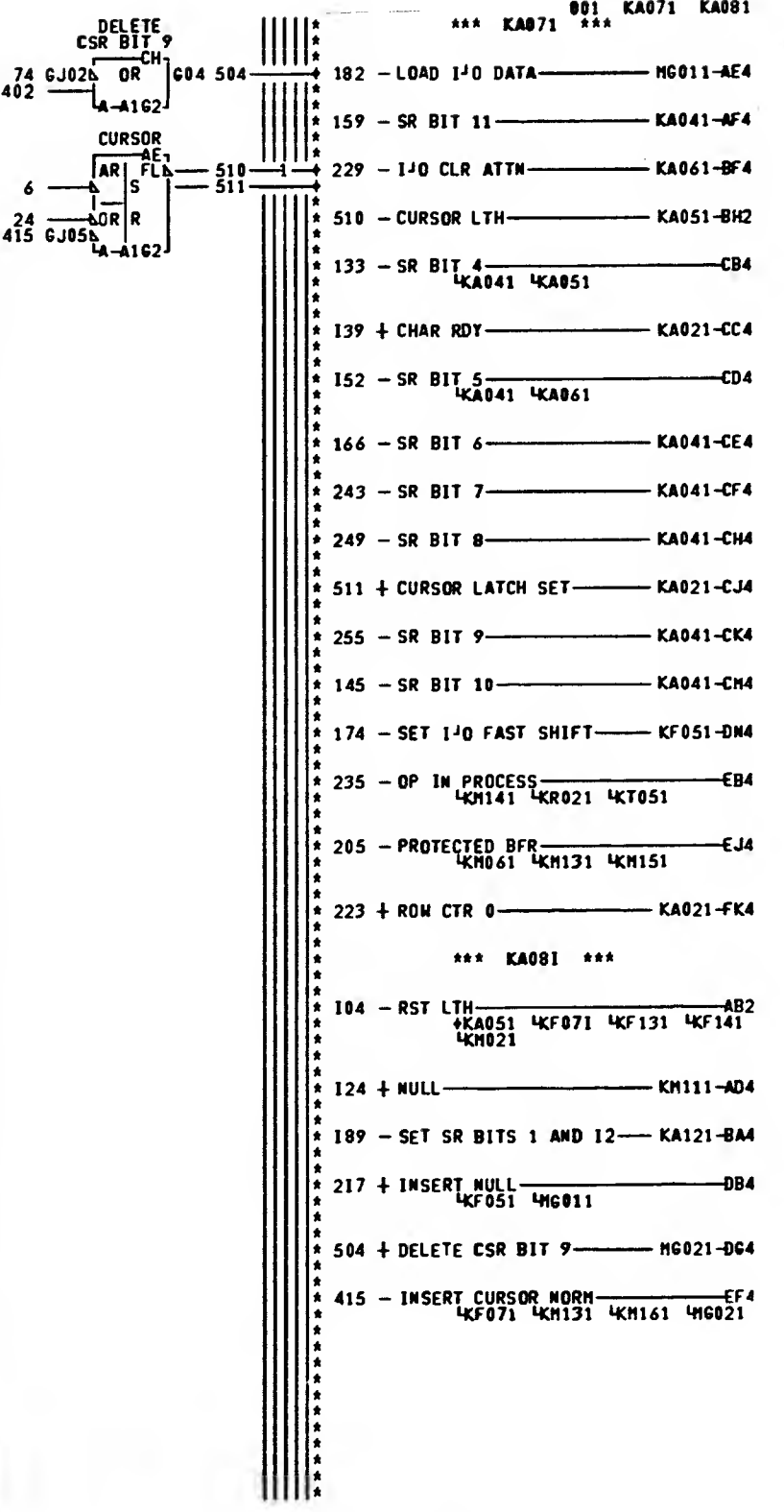
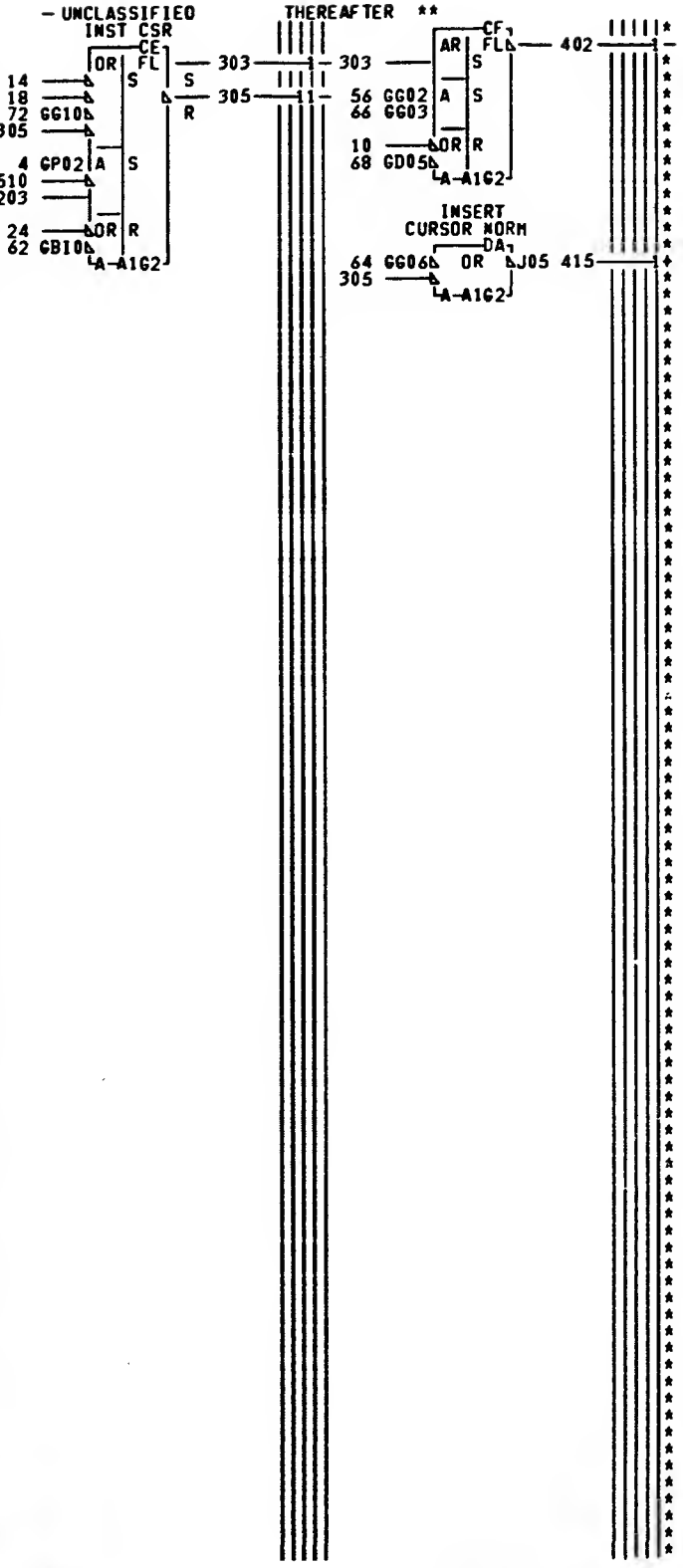
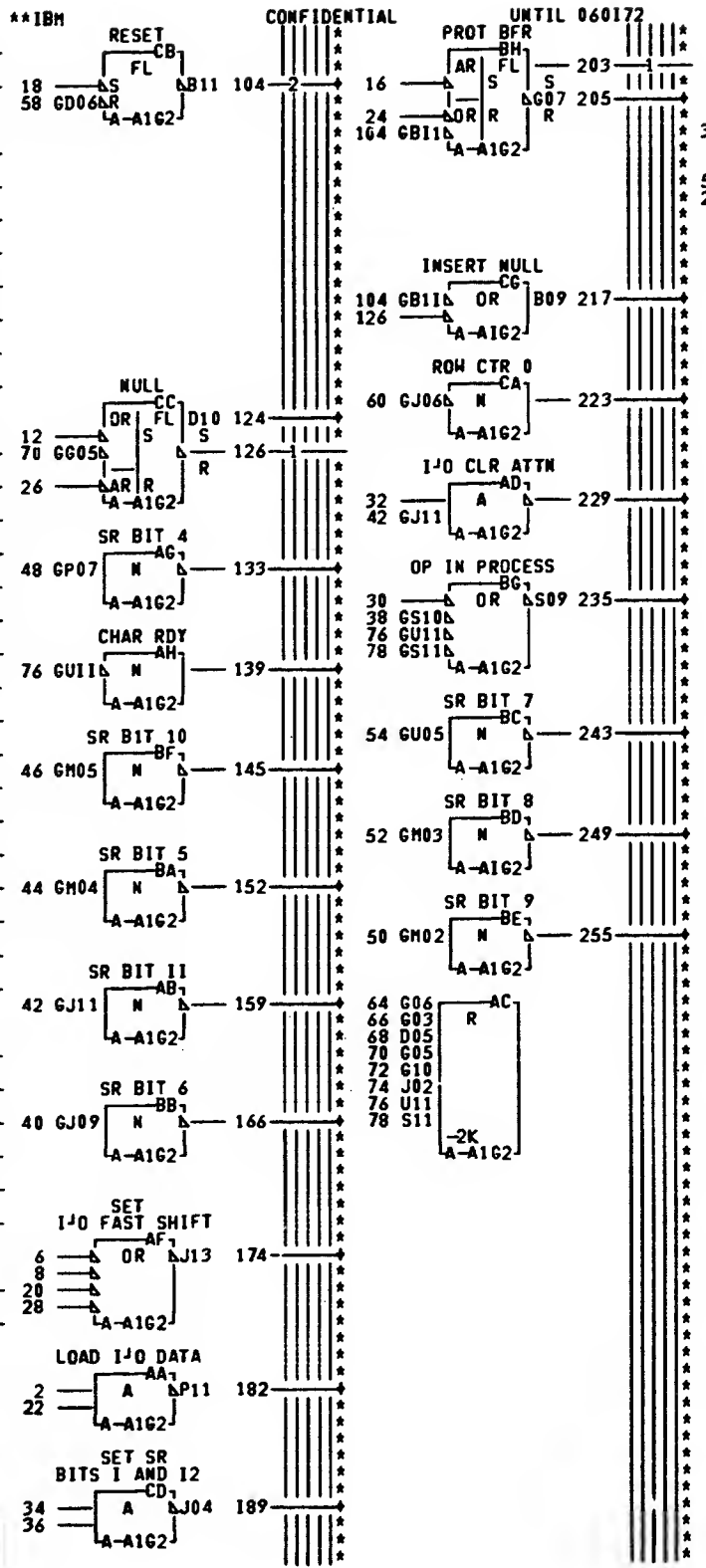
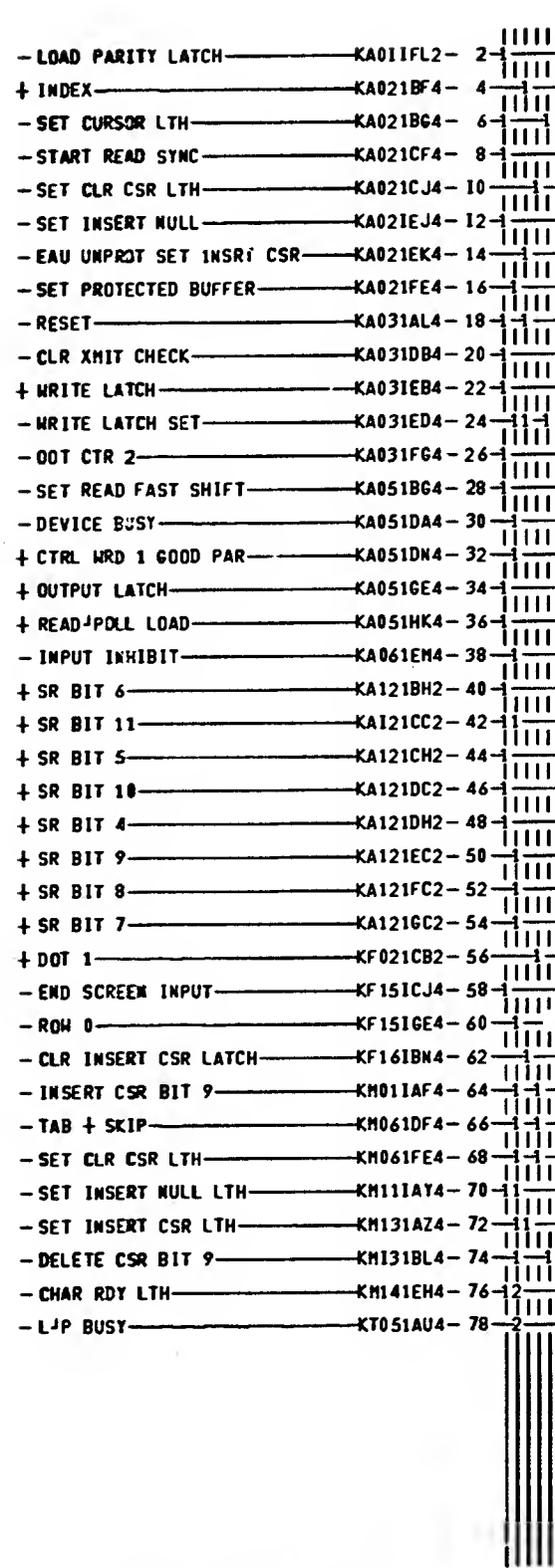
LDC. TYPE  
 A-A1G2 906B

PAGE VER EC LEV  
 KA031 001 717946  
 KA041 001 717946

I/O CONTROL			
-E.C.-HISTORY-	C-MACH.3277		
717473		FRAME 01	KA031
716959			
717492		IBM CORP.SDD	KA041
DATE LAST EC	P.M. 1823090		001
08-05-72 717946			

KA031  
 KA041  
 001





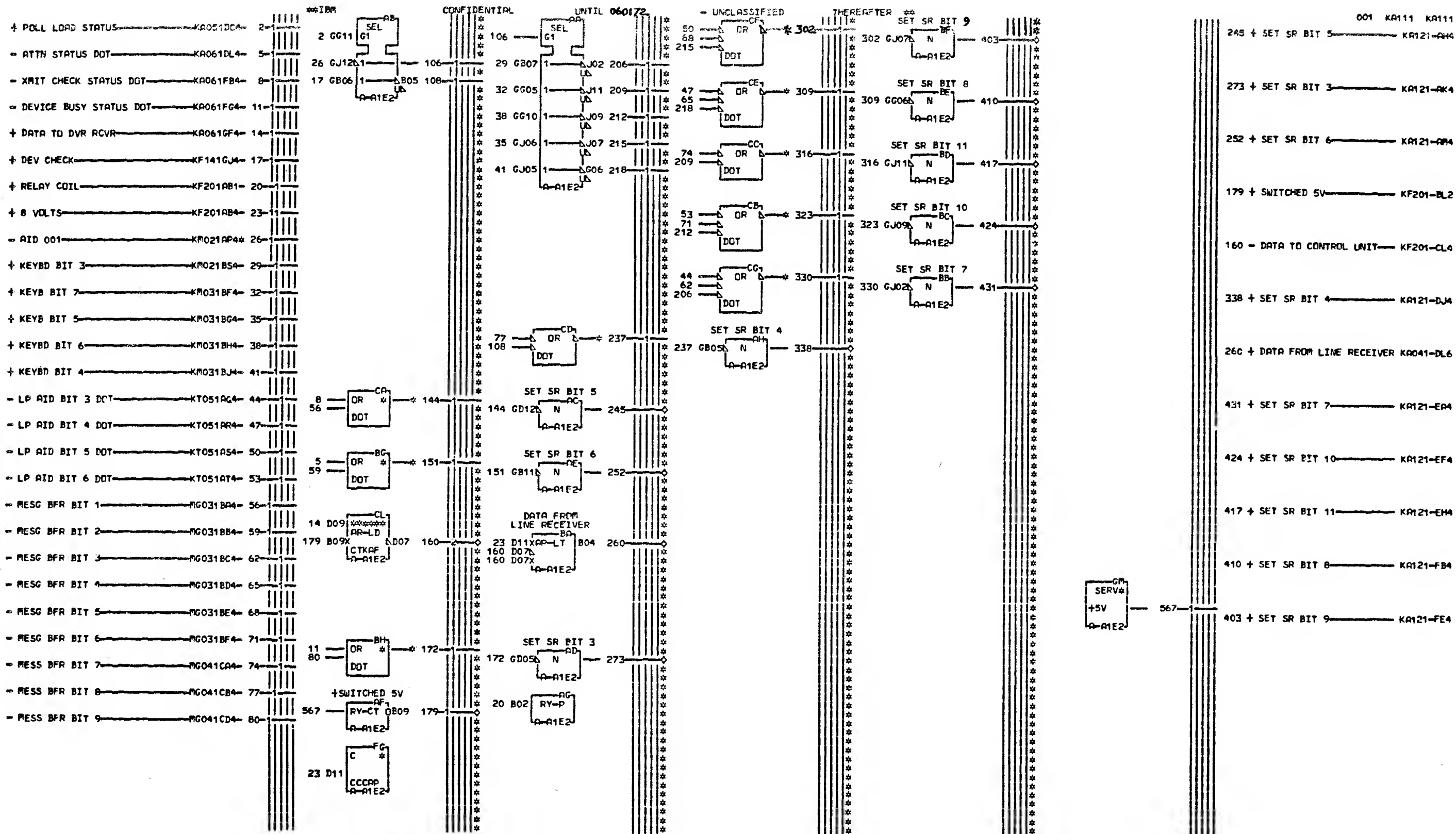
A.SIM TO PM 1563736 EC 717492

LOC. TYPE  
A-A1G2 9068

PAGE VER EC LEV  
KA071 001 717492  
KA081 000 717946

KA071  
KA081  
001

I/O CONTROL			
-E.C.-HISTORY-	C	MACH.3277	
717473			
716959		FRAME 01	KA071
717492		IBM CORP.SDD	KA081
DATE	LAST EC	P.N. 1023100	001
08-05-72	717946		



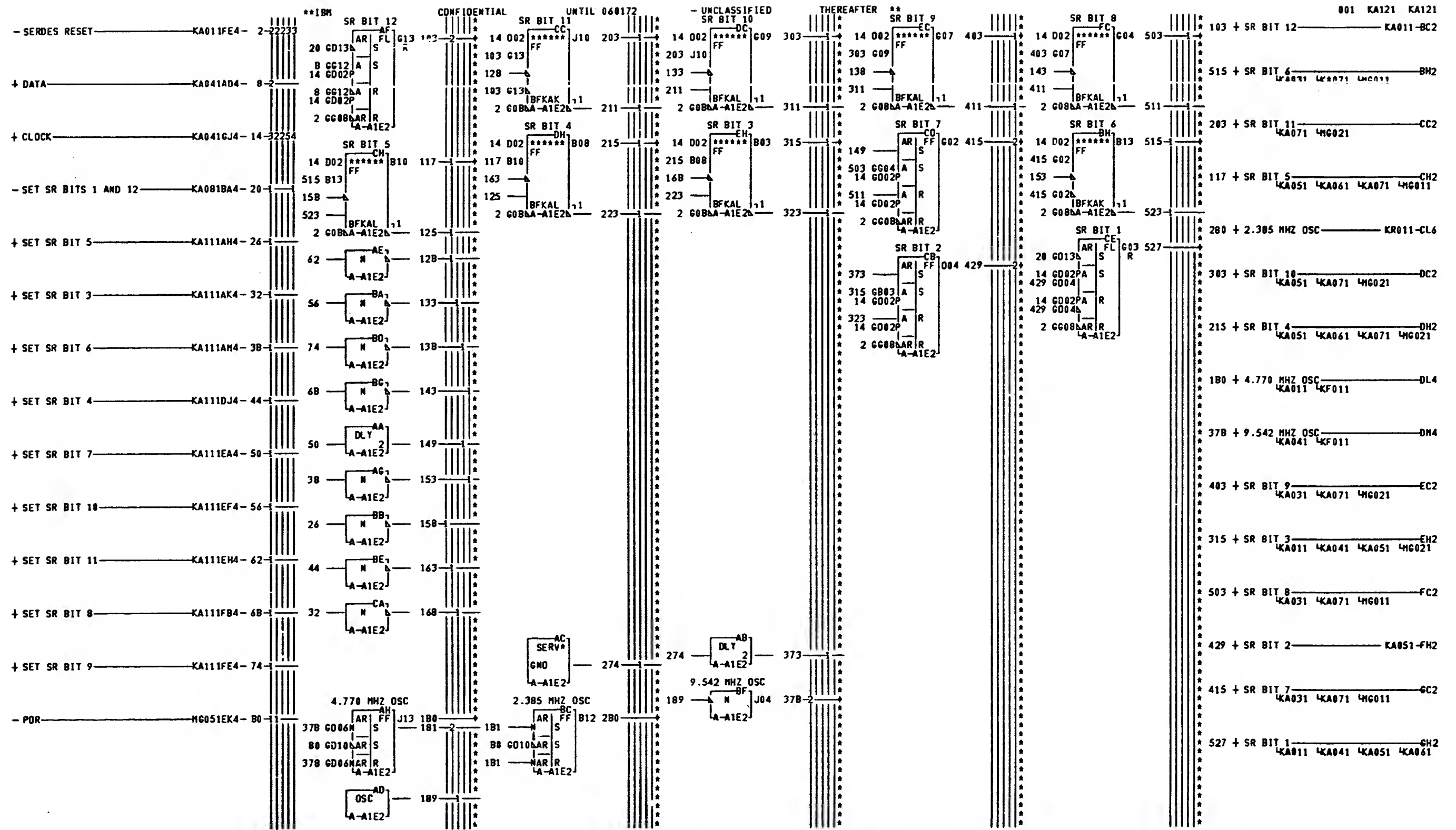
KA111  
 KA111  
 001 SIM TO PN 1563738 EC 717946

EDGE CONN.	A-A1E2B05	A-A1E2J02
26 RESISTOR	302 RESISTOR	
A-A1E2J12	A-A1E2J07	
144 RESISTOR	309 RESISTOR	
A-A1E2D12	A-A1E2G06	
151 RESISTOR	316 RESISTOR	
A-A1E2B11	A-A1E2J11	
172 RESISTOR	323 RESISTOR	
A-A1E2D05	A-A1E2J09	
237 RESISTOR	330 RESISTOR	

LOC. TYPE  
 A-A1E2 L514  
 PAGE VER EC LEV  
 KA111 001 717946

E-C-HISTORY		B-PACH-3277	
717473	716959	FRAME 01	KA111
717492		IBM CORP-KN	KA111
DATE	LAST EC	PN# 1824194	001
08-05-72	717946		



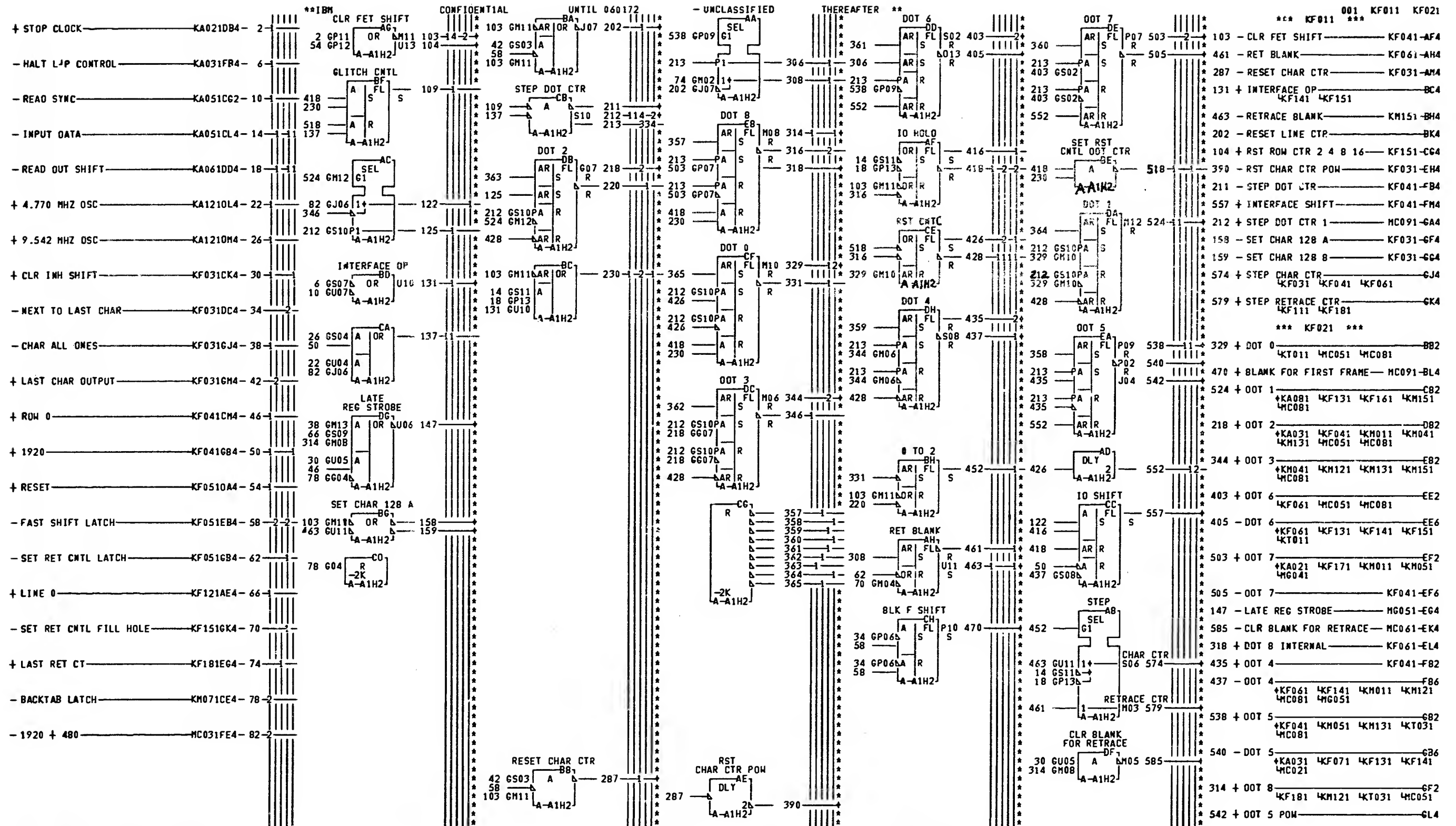


LOC. TYPE  
A-A1E2 LS14

PAGE VER EC LEV  
KA121 001 717492

KA121  
KA121  
001 SIM TD PM 1563739 EC 717492

SERDES J SPECIAL CIRCUITS		
E.C. HISTORY	C-MACH. 3277	
717473		
716959	FRAME 01	KA121
DATE LAST EC	IBM CORP. KM	KA121
06-01-72 717492	P.N. 1823103	001



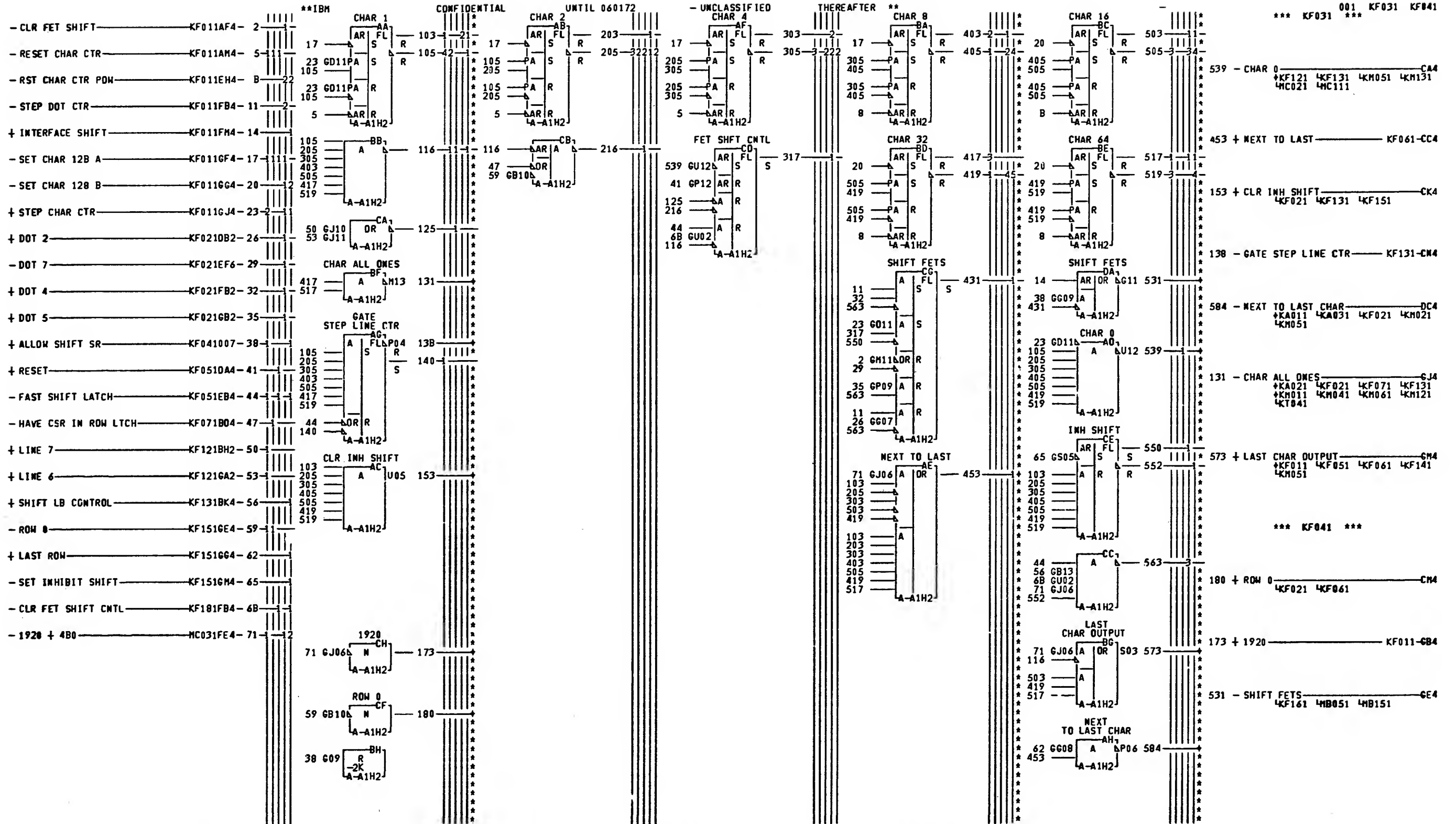
A.SIM TO PM 1563740 EC 717946  
 B.SIM TO PM 1563741 EC 717946

LOC. TYPE  
 A-A1H2 9071

PAGE VER EC LEV  
 KF811 001 717946  
 KF921 001 717946

CLOCK AND STEP CONTROL			
-E.C.-HISTORY-	C-MACH.3277		
717473		FRAME 01	KF011
716959			
717492		IBH CORP.KN	KF021
DATE LAST EC		P.N. 1823105	001
88-05-72	717946		

KF011  
 KF021  
 001



A-SIM TO PN 1563742 EC 717946

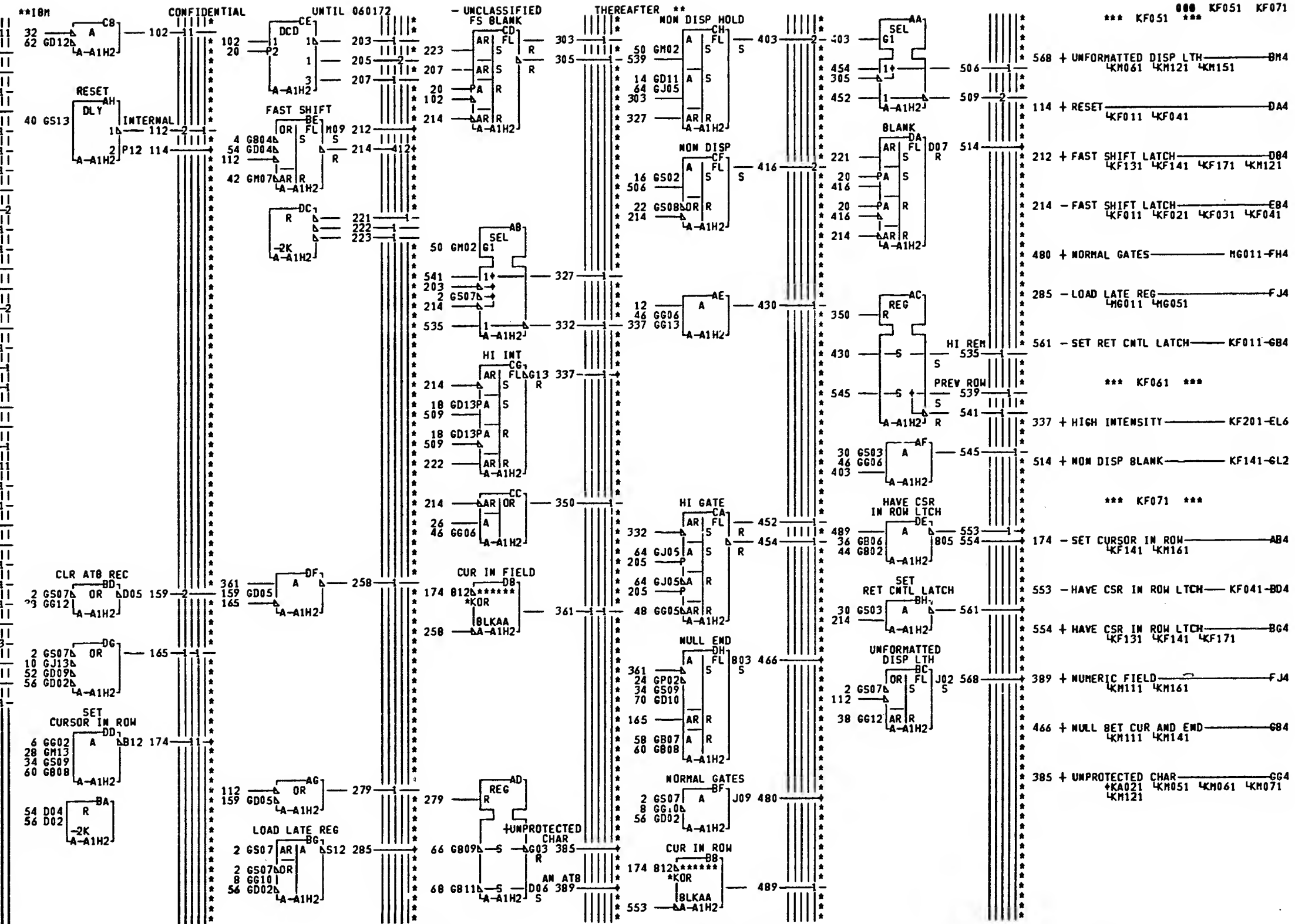
LOC. TYPE  
A-A1H2 9071

PAGE VER EC LEV  
KF031 001 717946  
KF041 000 717946

KF031  
KF041  
001

CLOCK AND STEP CONTROL		
-E.C.-HISTORY	C-MACH.3277	
717473		
716959	FRAME 01	KF031
717492		
DATE	LAST EC	IBH CORP. KN
88-05-72	717946	P.N. 1823112 001

- WRITE LATCH SET KA031F84- 2-221  
 - SET I/O FAST SHIFT KA071DN4- 4  
 - RST LTH KA081A82- 6  
 + INSERT NULL KA081D84- 8  
 - INSERT CURSOR NORM KA081EF4- 10  
 - RET BLANK KF011AH4- 12  
 + STEP CHAR CTR KF011GJ4- 14  
 + DOT 6 KF021EE2- 16  
 - DOT 6 KF021EE6- 18  
 + DOT 8 INTERNAL KF021EL4- 20  
 - DOT 4 KF021F86- 22  
 - DOT 5 KF021G86- 24  
 + NEXT TO LAST KF031CC4- 26  
 - CHAR ALL ONES KF031GJ4- 28  
 + LAST CHAR OUTPUT KF031GH4- 30  
 + ROW 0 KF041CH4- 32  
 + LINE 0 KF121AE4- 34  
 + LINE CTR CYCLE KF131DB4- 36  
 + CLR ATB REG KF131DD4- 38  
 + RESET KF131DK4- 40  
 - END SCREEN INPUT KF151CJ4- 42  
 - COND ROW CTR CLR KF151DL4- 44  
 + LAST LINE KF171DB4- 46  
 - RETRACE 6 KF181BG4- 48  
 + LAST RET CT KF181EG4- 50  
 - F Q INSERT BIT 9 KM011AG4- 52  
 - SET KB FAST SHIFT KM041GW4- 54  
 - LOAD LATE REG GT KM131BH4- 56  
 + FETS OUT BIT 8 MB141BD4- 58  
 + FETS OUT BIT 9 MB141CB4- 60  
 - BIT 8 FROM LINE BUFFER MC021BL4- 62  
 + NON DIS OR HI INTEN. MC081GB4- 64  
 - ATTB REG BIT 2 MG031CA4- 66  
 - ATTB REG BIT 3 MG031CB4- 68  
 + NULL IN FETS MG041EA4- 70



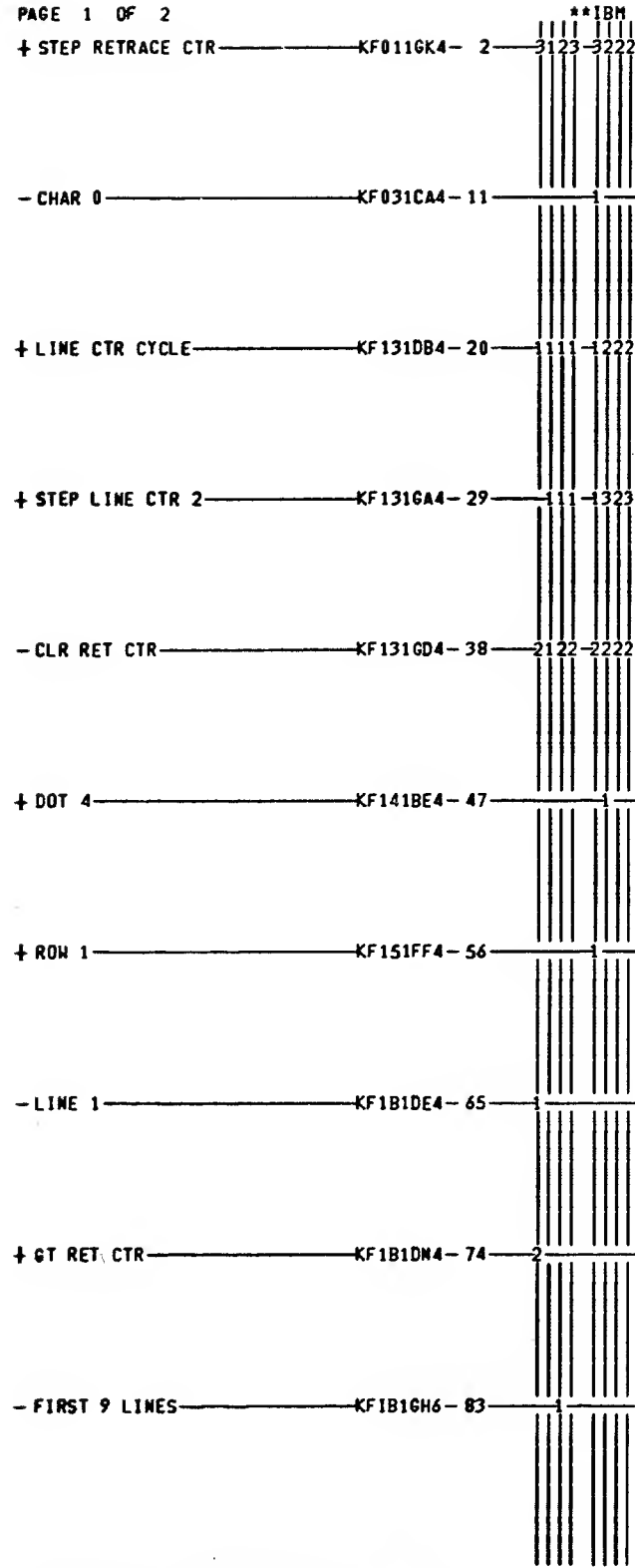
000 KF051 KF071  
\*\*\* KF051 \*\*\*

KF051  
 KF071  
 000

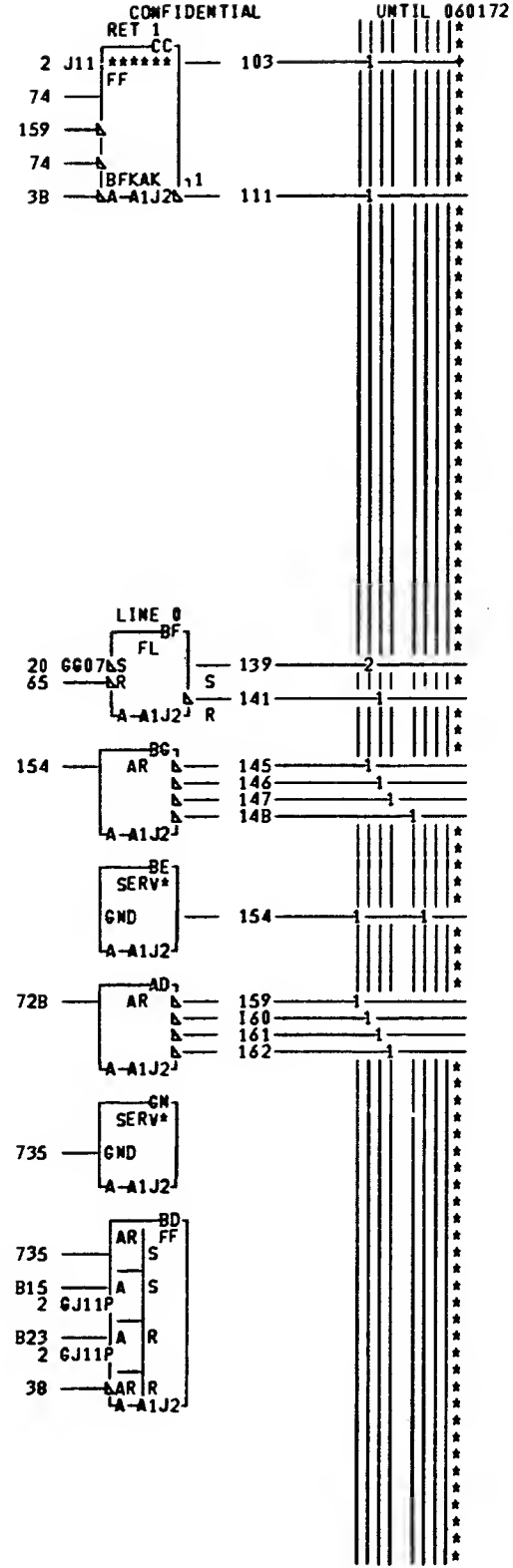
LOC. TYPE  
A-A1H2 9071

PAGE VER EC LEV  
 KF051 000 717946  
 KF061 000 717946  
 KF071 000 717946

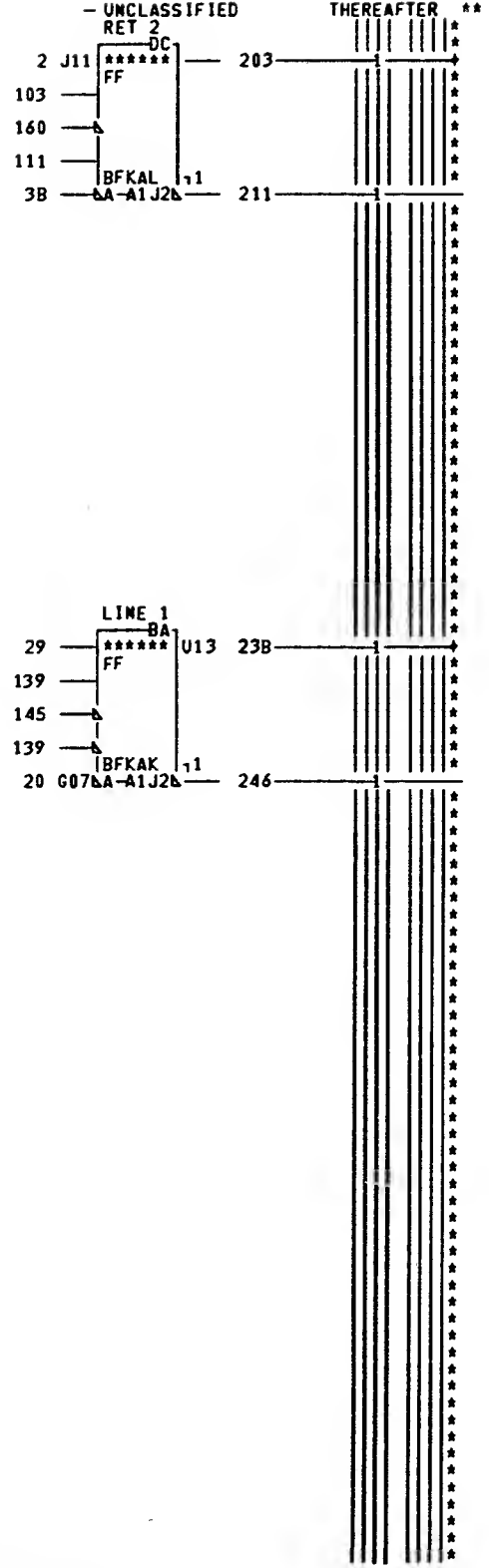
CLOCK AND STEP CONTROL  
 -E.C.-HISTORY-C-MACH.3277  
 717473  
 716959 FRAME 01 KF051  
 717492 18M CORP.KN KF071  
 DATE LAST EC  
 08-05-72 717946 P.N. 1823118 000



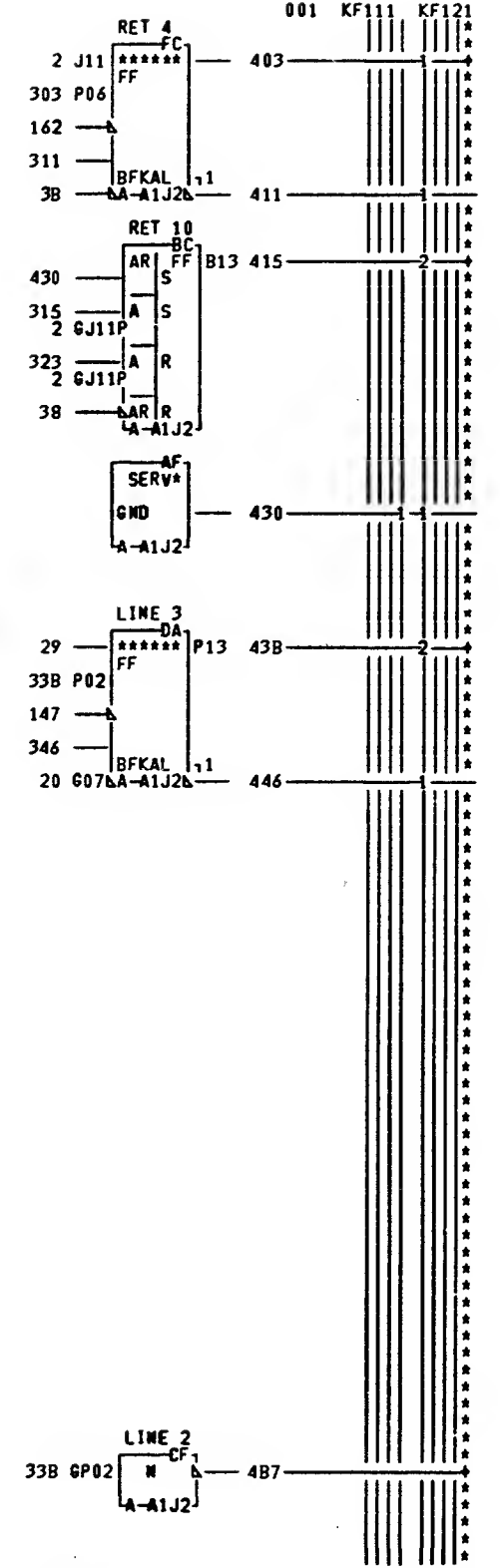
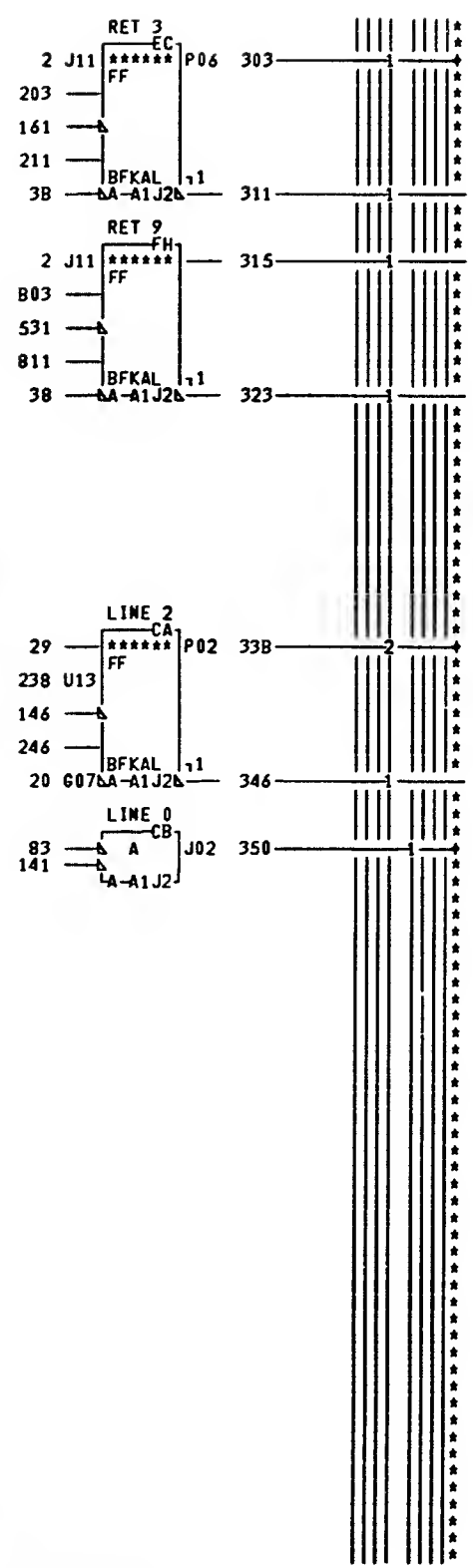
PAGE B.SIM TO PH 156374B EC 717946  
 01 OF 02  
 KF111  
 KF121  
 001



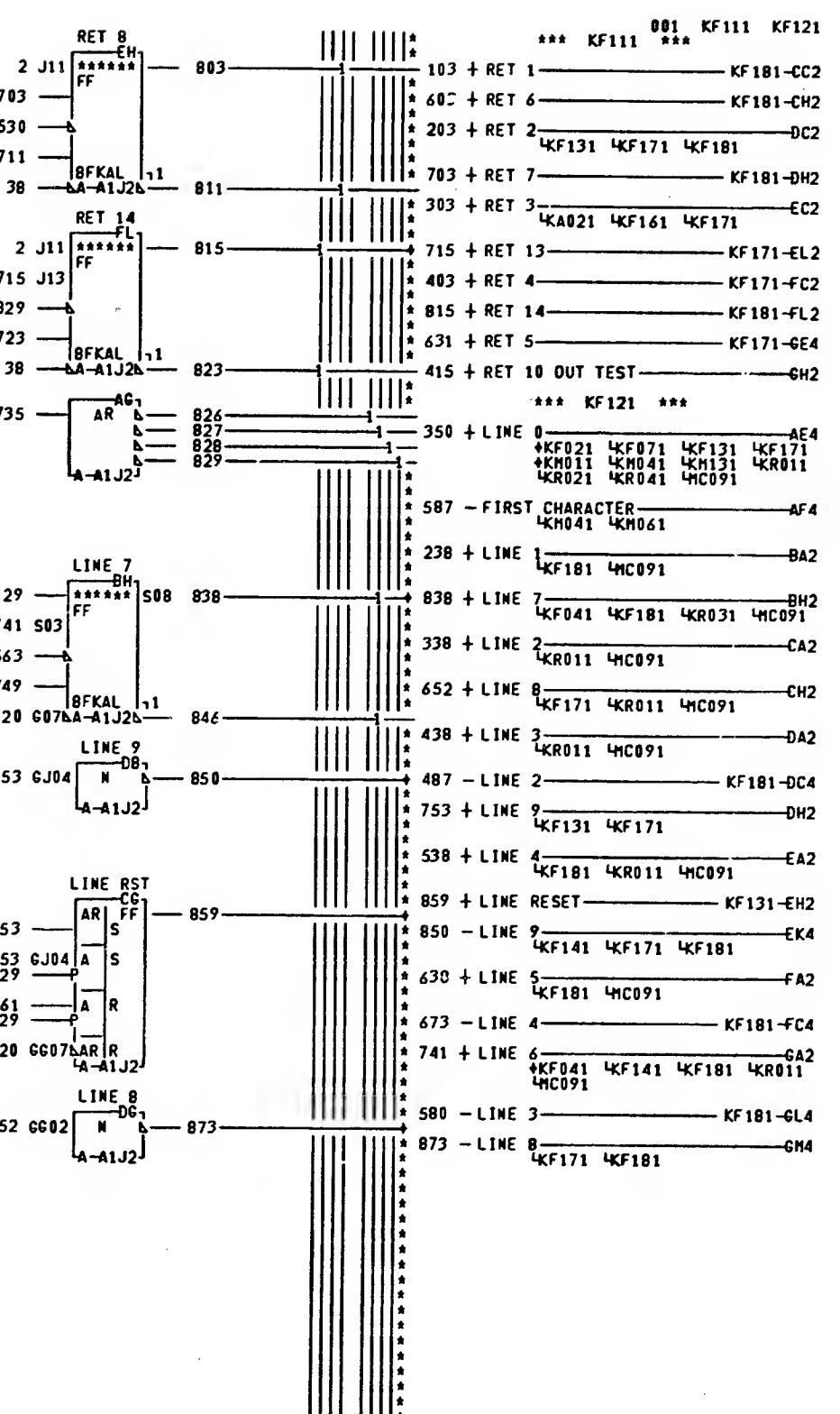
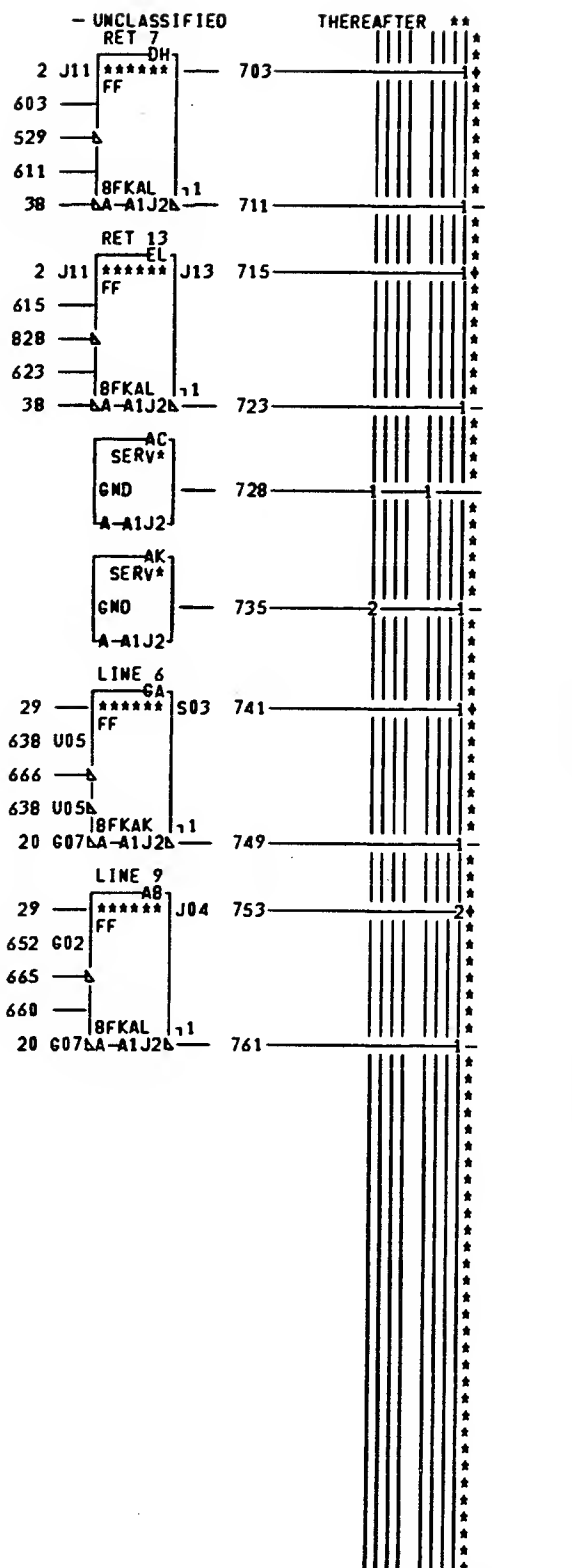
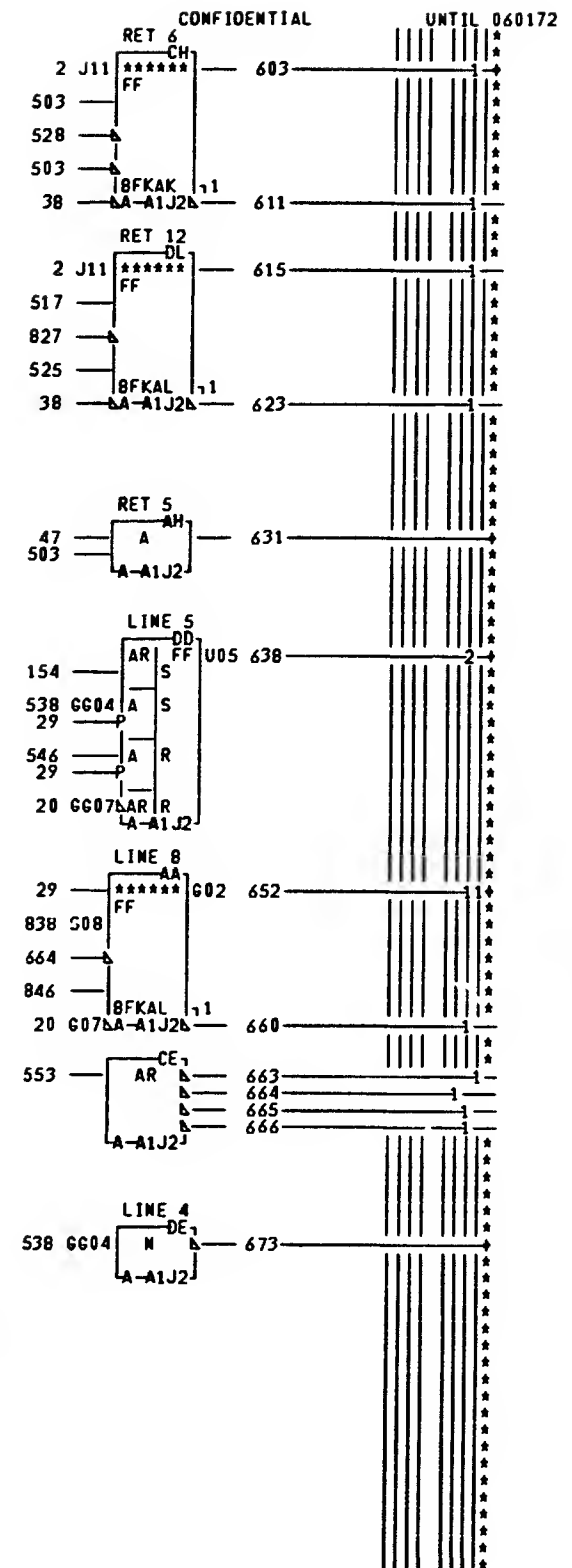
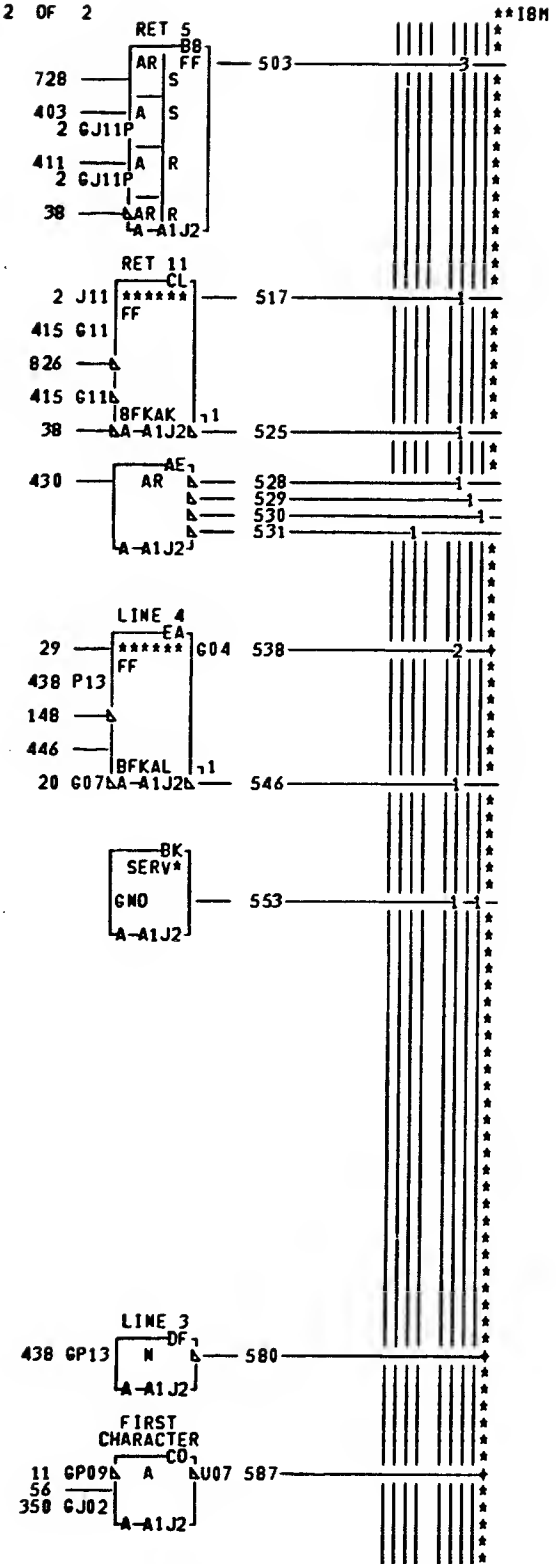
LOC. TYPE  
 A-A1J2 9067

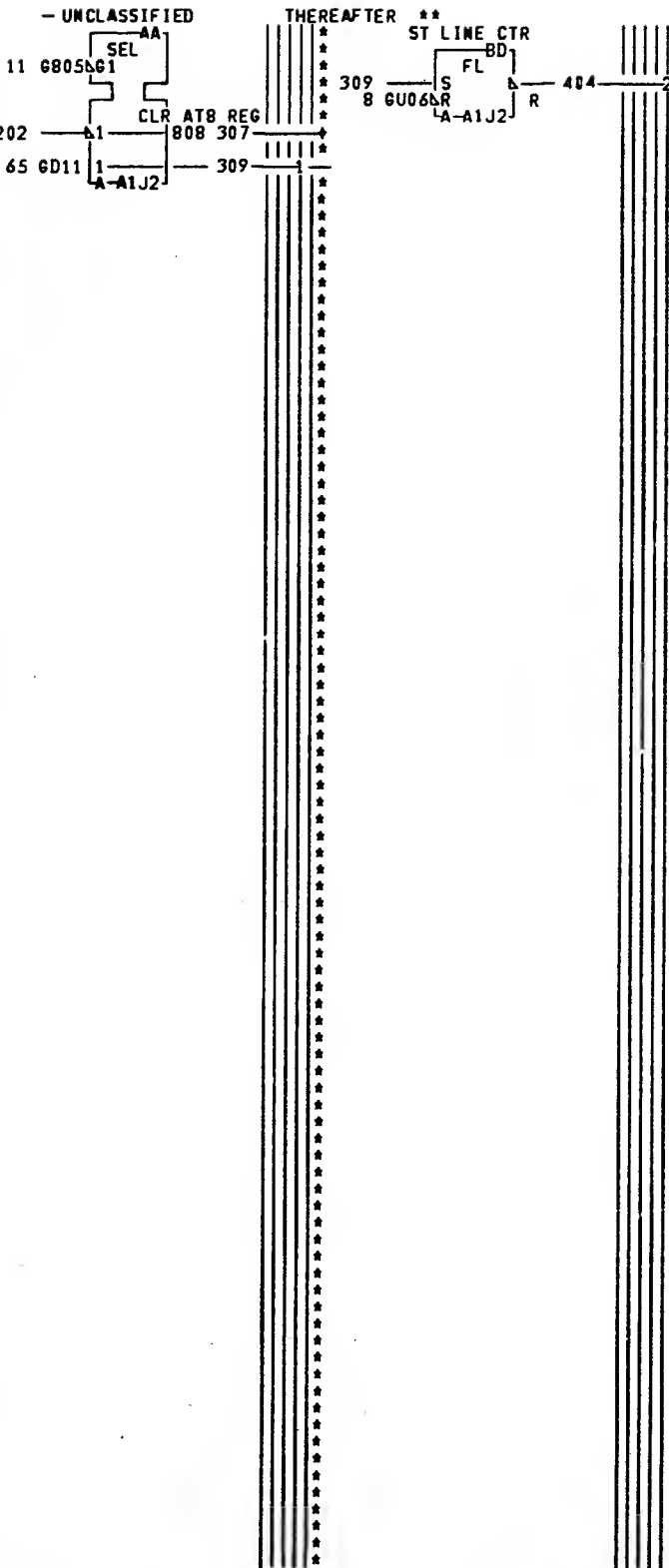
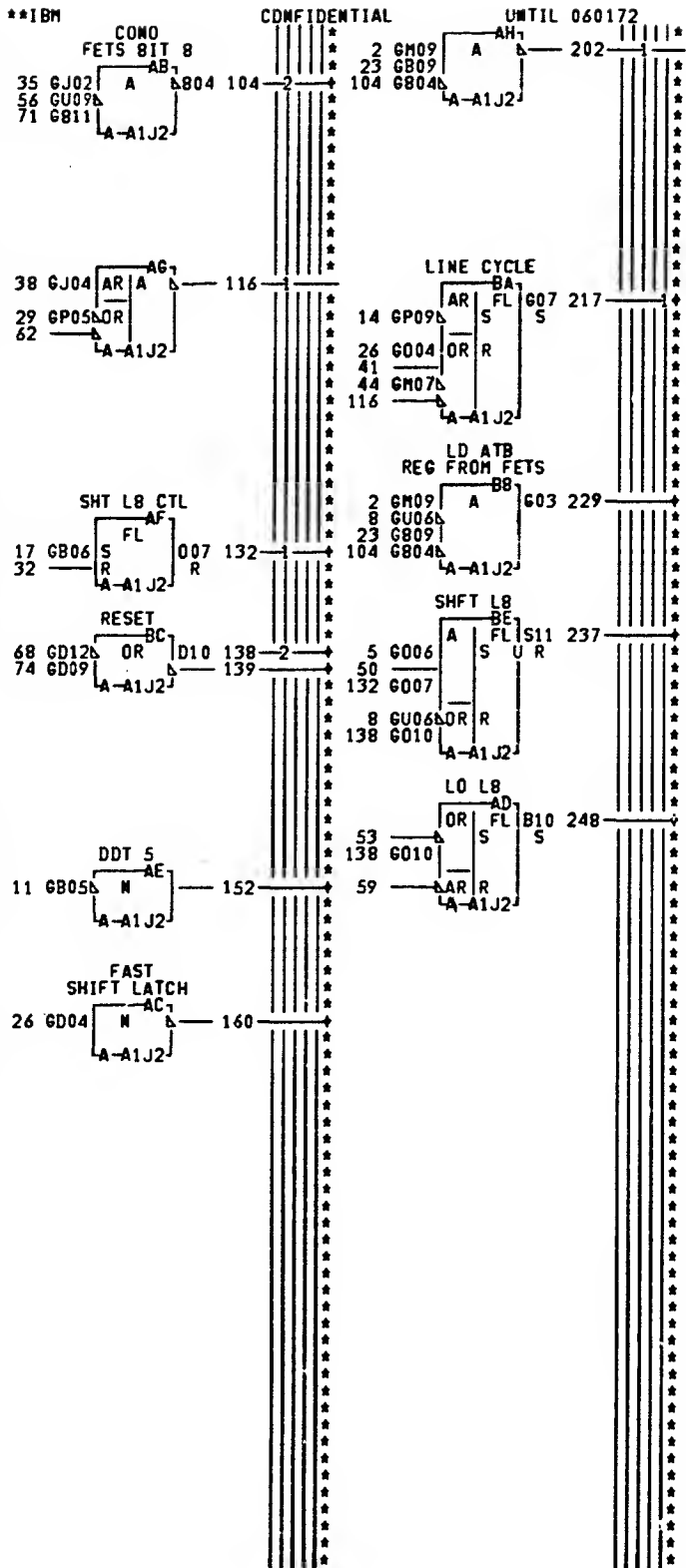
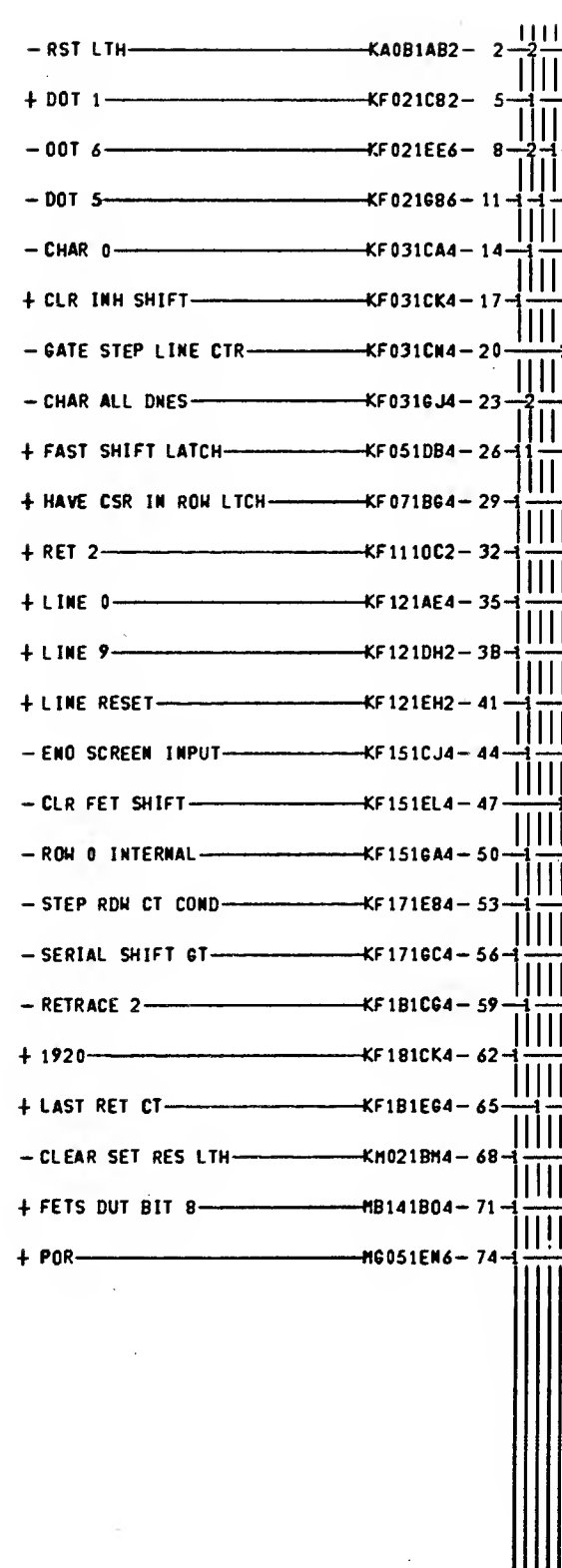


PAGE VER EC LEV  
 KF111 000 717492  
 KF121 001 717946



DISPLAY CONTROL      PAGE  
 E.C. HISTORY — C-MACH.3277      01  
 717473      02  
 717492      FRAME 01      KF111  
 DATE LAST EC      IBM CORP.KN      KF121  
 08-05-72 717946      P.N. 1823123      001



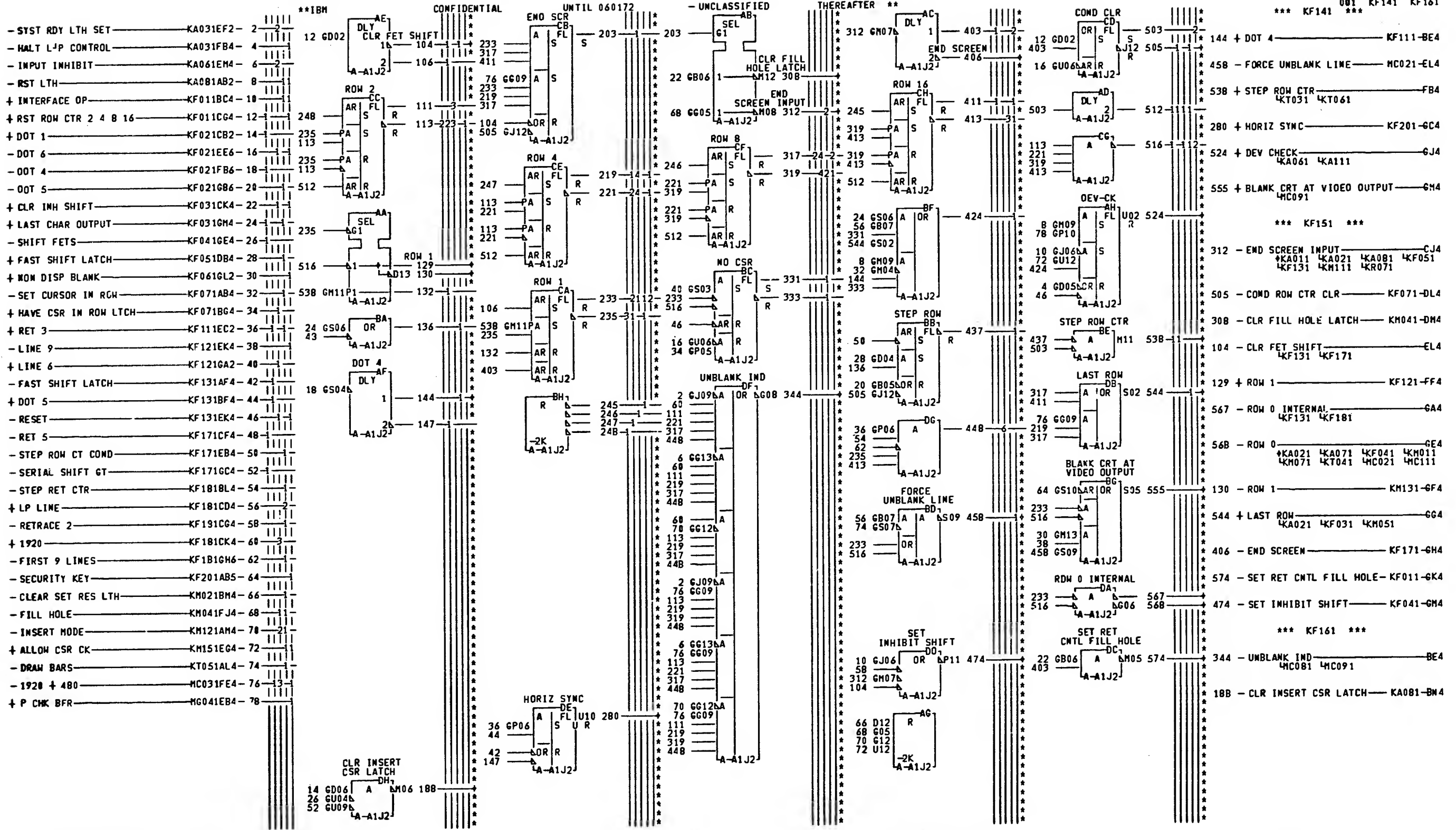


LOC. TYPE  
A-A1J2 9067

PAGE VER EC LEV  
KF131 000 717946

KF131  
KF131  
000

DISPLAY CONTROL			
-E.C.-HISTORY	-C-MACH.3277		
717473		FRAME 01	KF131
717492		IBM CORP.KW	KF131
DATE	LAST EC		
08-05-72	717946	P.M. 1023127	000



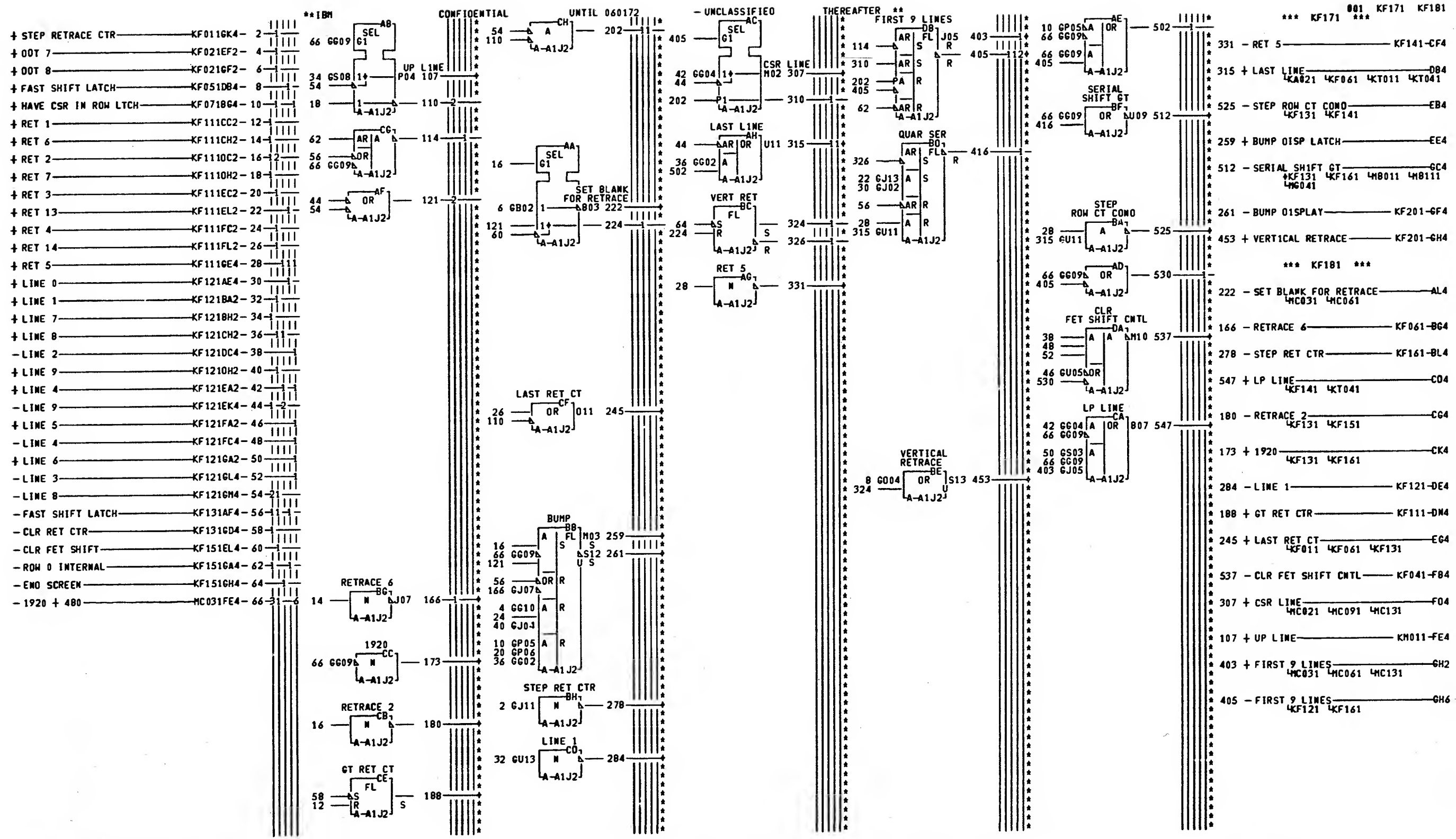
A.SIM TO PN 1563750 EC 717492  
 B.SIM TO PN 1563751 EC 717946

LOC. TYPE  
 A-A1J2 9867

PAGE VER EC LEV  
 KF141 001 717492  
 KF151 001 717946  
 KF161 000 717473

DISPLAY CONTROL			
-E.C.-HISTORY-	C-MACH.3277		
717473		FRAME 01	KF141
716959			
717492			
DATE LAST EC	IBN CORP.KN		KF161
08-05-72 717946	P.N. 1823132		001





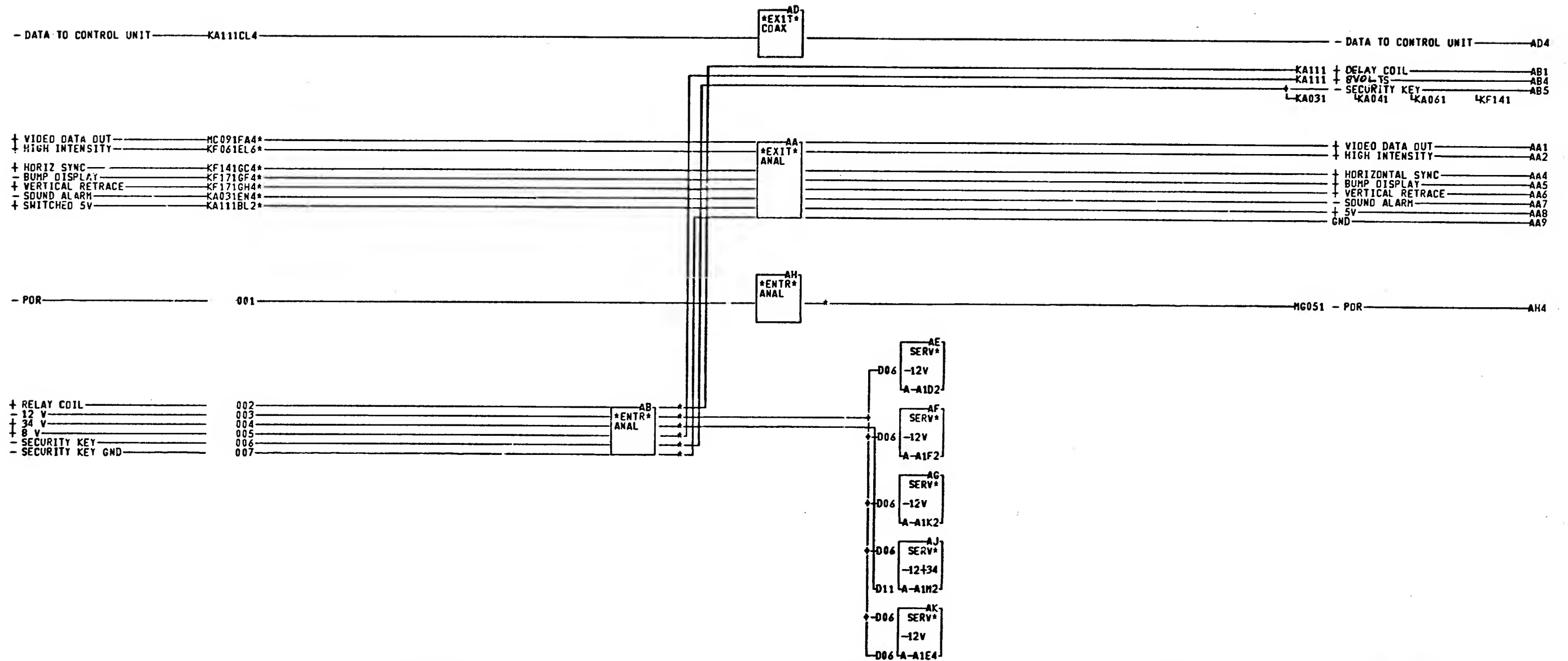
A.SIM TO PN 1563753 EC 717946  
 B.SIM TO PN 1563754 EC 717473

LOC. TYPE  
 A-A1J2 9067

PAGE VER EC LEV  
 KF171 001 717946  
 KF181 001 717473

DISPLAY CONTROL	
E.C. HISTORY	C-MACH.3277
717473	FRAME 01 KF171
717492	IBM CORP.KN KF181
DATE LAST EC	P.N. 1823139 001
08-05-72 717946	

KF171  
 KF181  
 001



K  
F  
2  
0  
1  
001

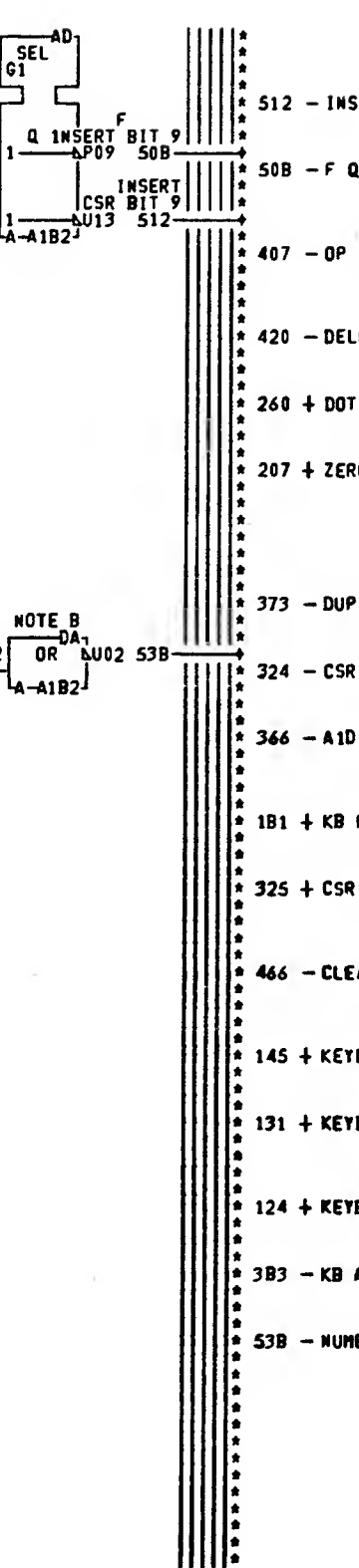
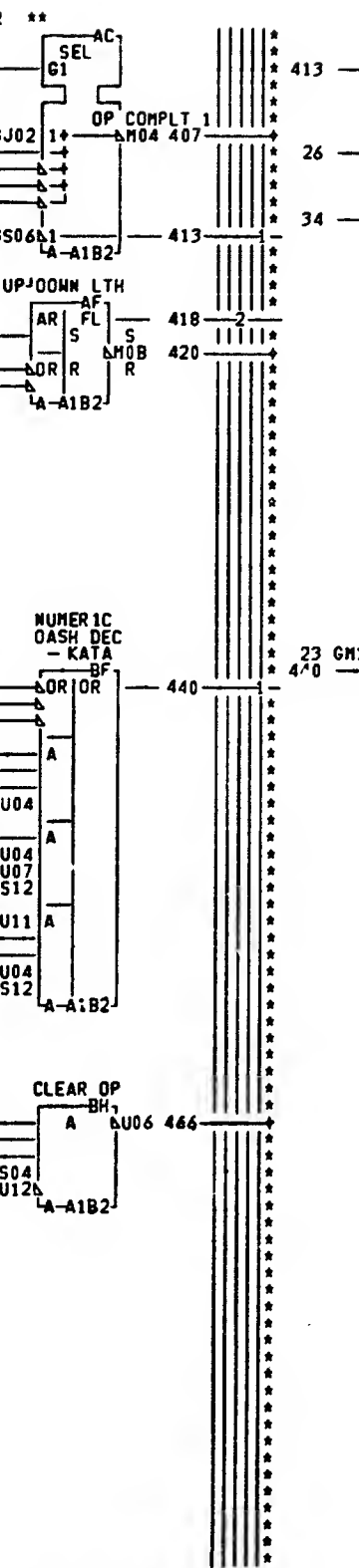
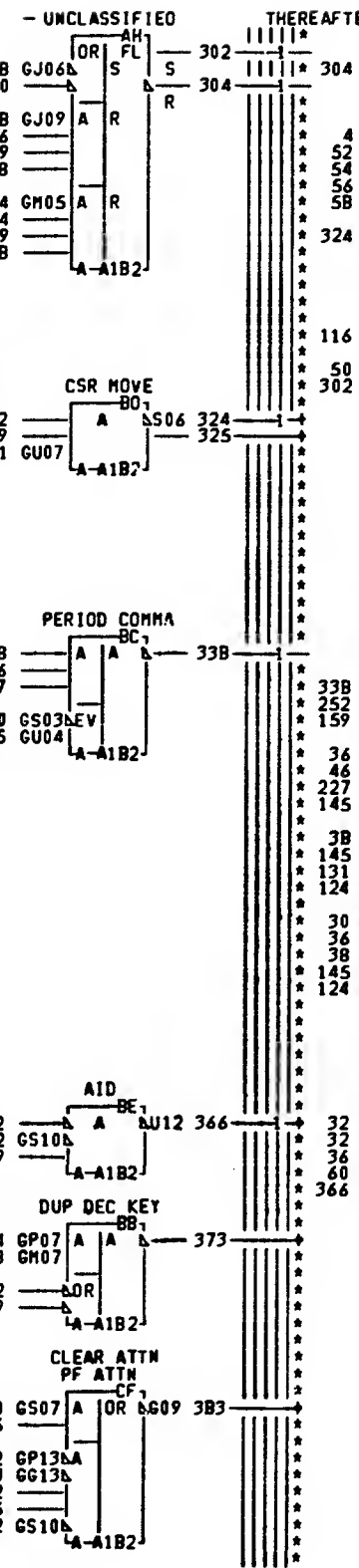
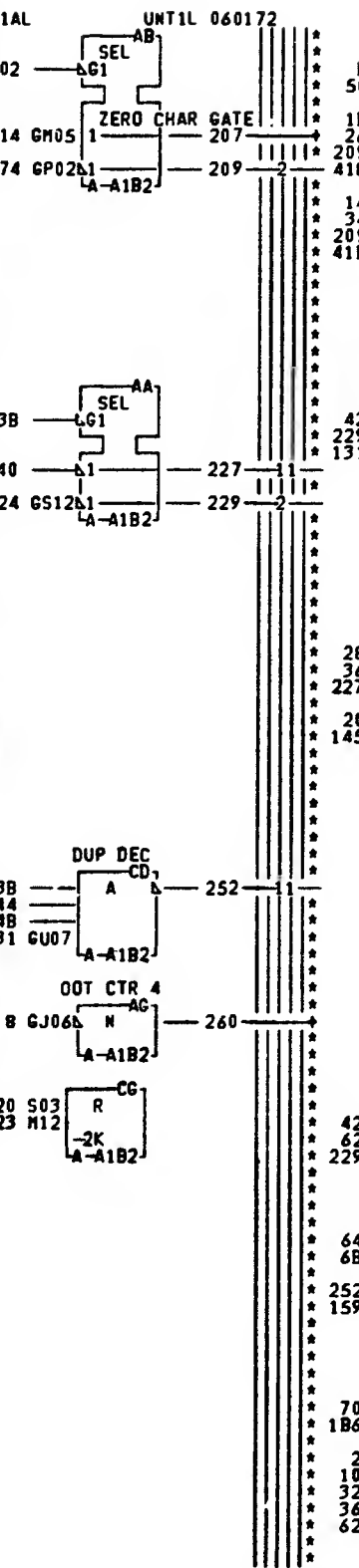
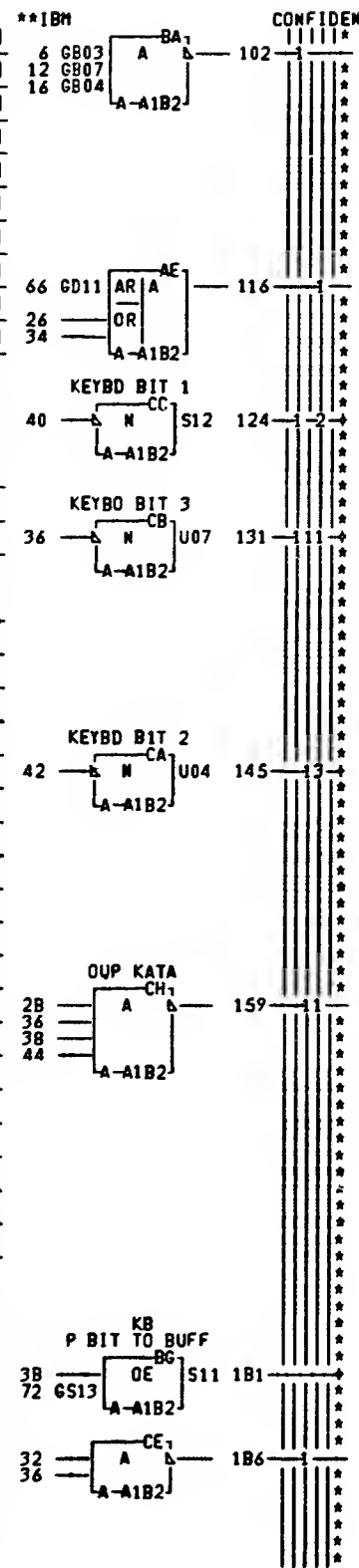
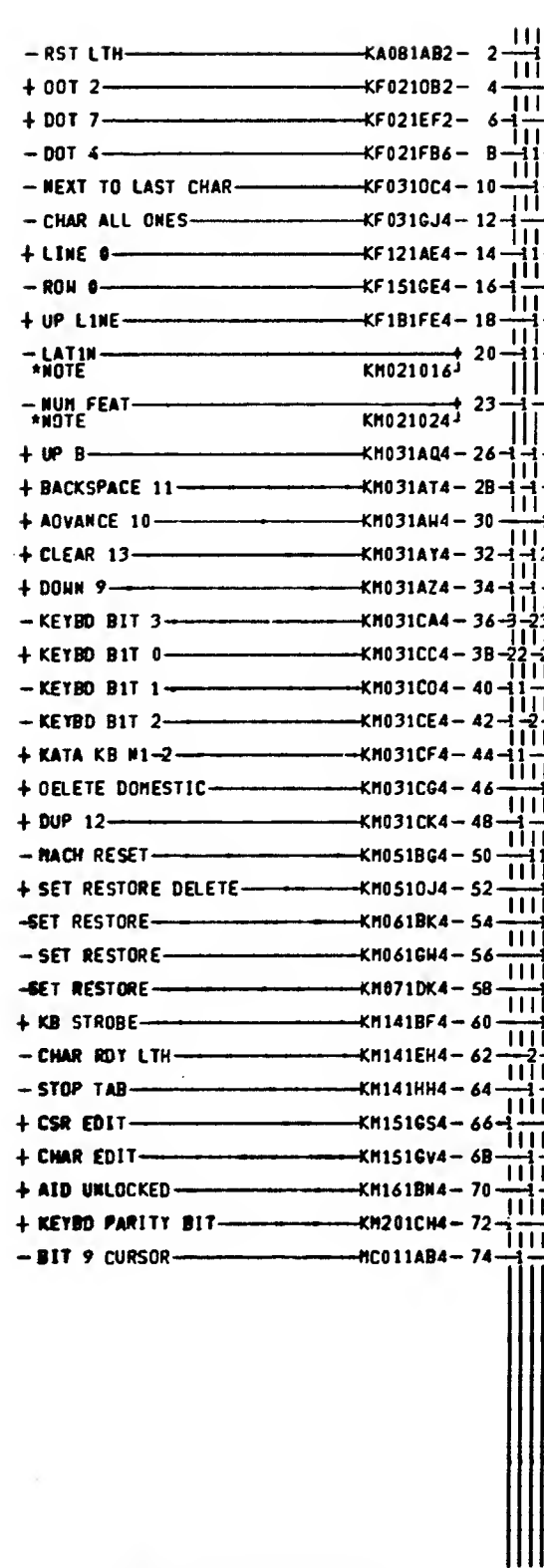
KA031EN4	01A-A1H6E04	AB5 A-A1H6A02
01A-A1K6A04	KF171GH4	AB6 A-A1J6B02
KA111BL2	01A-A1J6B04	01A-A1H6C02
01A-A1H6B02	MC091FA4	AH4 A-A1K6B02
KF061EL6	01A-A1H6C04	
01A-A1J6E02	AB1 A-A1J6E04	
KF141GC4	AB2 A-A1J6C04	
01A-A1J6D04	AB3 A-A1K6B04	
KF171CF4	AB4 A-A1J6A04	

SIM TO PN 1563755 EC 717946

LOC. TYPE

CONNECTOR PAGE	
-E.C. HISTORY-	C MACH. 3277
717473	
716959	FRAME 01
717492	IBM CORP. SOD
DATE	LAST EC
08-05-72	717946
	P.N. 1B23146

K  
F  
2  
0  
1



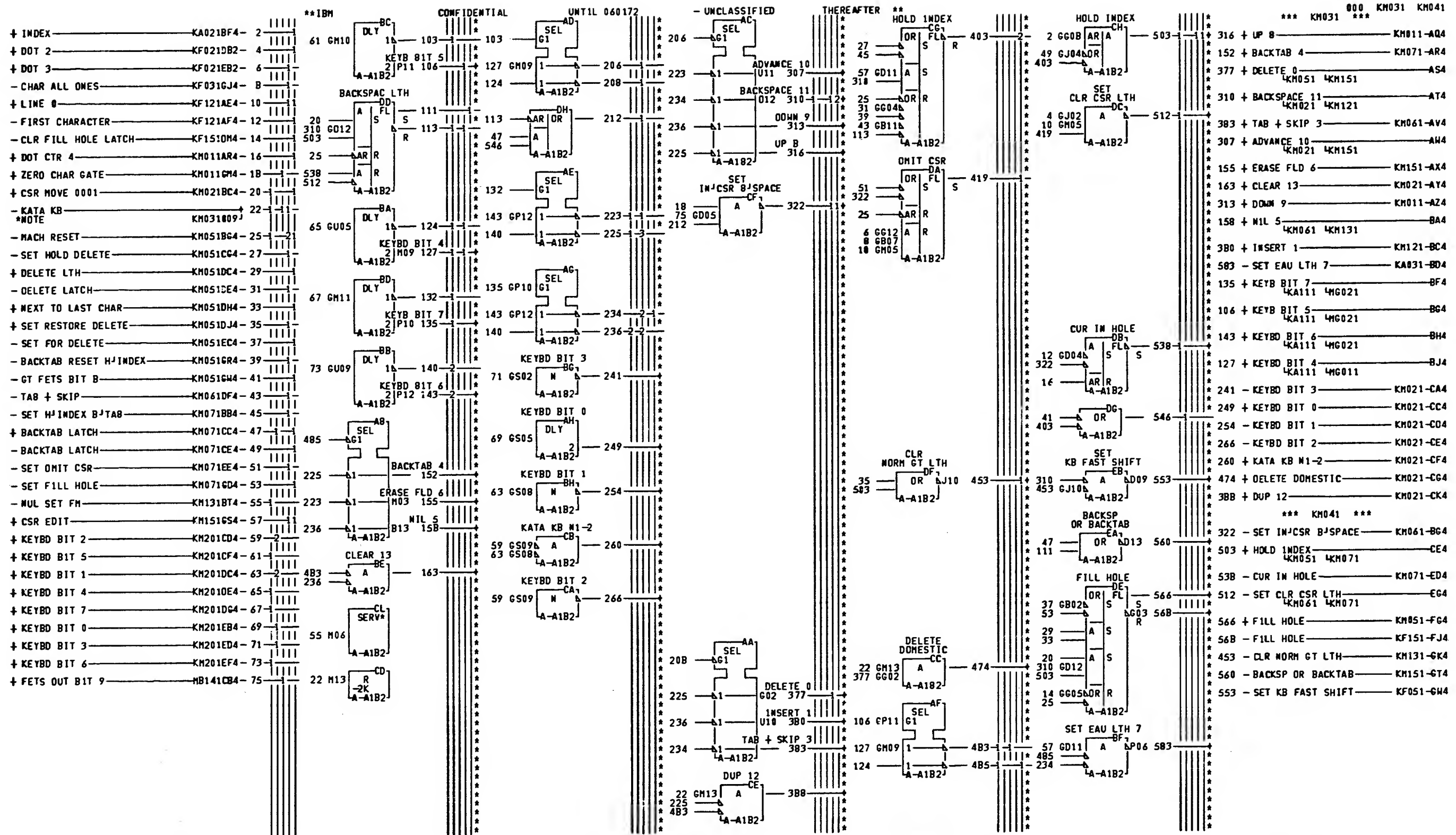
B-NOTE - SEE REFERENCE PAGE 22181 FOR KEYBOARD FEATURE JUMPERS

LOC. TYPE  
A-A1B2 9069

PAGE VER EC LEV  
KM011 000 717946  
KM021 000 717946

KEYBOARD CONTROLS #1			
E.C. HISTORY	CMCH.3277		
717473			
716959	RAHE 01		KM011
717492			
DATE LAST EC	IBM CORP.KN		KM021
08-05-72 717946	P.N. 1823152		000

KM011  
KM021  
000



A. NOTE SEE REFERENCE PAGE Z2101 FOR KEYBOARD FEATURE JUMPERS

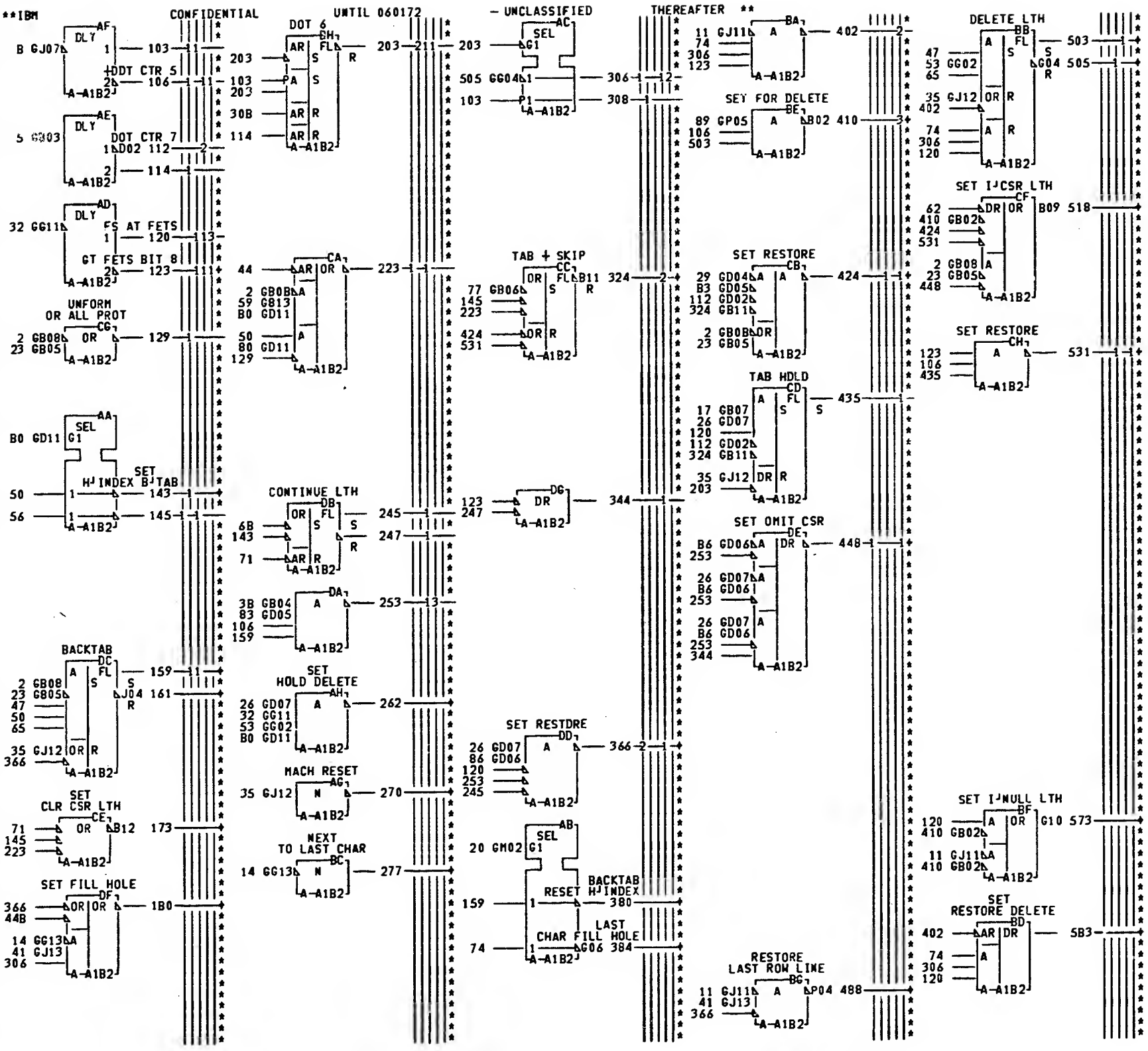
LOC. TYPE  
A-A1B2 9069

PAGE VER EC LEV  
KM031 000 717946  
KM041 000 717946

KEYBOARD CONTROLS J1			
E.C. HISTORY	C. MACH. 3277		
717473		FRAME 01	KM031
717492		IBM CORP. KM	KM041
DATE LAST EC	P.N. 1823756		000

KM031  
KM041  
000

- PROTECTED BFR KA071EJ4- 2-21-1  
 + DOT 7 KF021EF2- 5-1  
 + DOT 5 KF021GB2- 8-1  
 - CHAR 0 KF031CA4- 11-1  
 - NEXT TO LAST CHAR KF031DC4- 14-1  
 - CHAR ALL ONES KF031GJ4- 17-1  
 + LAST CHAR OUTPUT KF031GM4- 20-1  
 + UNFORMATTED DISP LTH KF051BM4- 23-1  
 + UNPROTECTED CHAR KF071GG4- 26-1  
 - FIRST CHARACTER KF121AF4- 29-1  
 - COND FETS BIT 8 KF131AD4- 32-1  
 + RESET KF131DK4- 35-1  
 - ROW 0 KF151GE4- 38-1  
 + LAST ROW KF151GG4- 41-1  
 - DUP DEC KEY KM021AG4- 44-1  
 + CSR MOVE 0001 KM021BC4- 47-1  
 + BACKTAB 4 KM031AR4- 50-1  
 + DELETE 0 KM031AS4- 53-1  
 + TAB + SKIP 3 KM031AV4- 56-1  
 + NIL 5 KM031BA4- 59-1  
 - SET IN CSR BSPACE KM041BG4- 62-1  
 + HOLD INDEX KM041CE4- 65-1  
 - CUR IN HOLE KM041ED4- 68-1  
 - SET CLR CSR LTH KM041EG4- 71-1  
 + FILL HOLE KM041FG4- 74-1  
 - SET TAB NUM SKIP KM111HE4- 77-1  
 + CSR EDIT KM151GS4- 80-1  
 + FETS OUT BIT 9 MB141CB4- 83-1  
 + LATE REG BIT 8 MG061CF2- 86-1  
 + LATE REG BIT 9 MG061CH2- 89-1



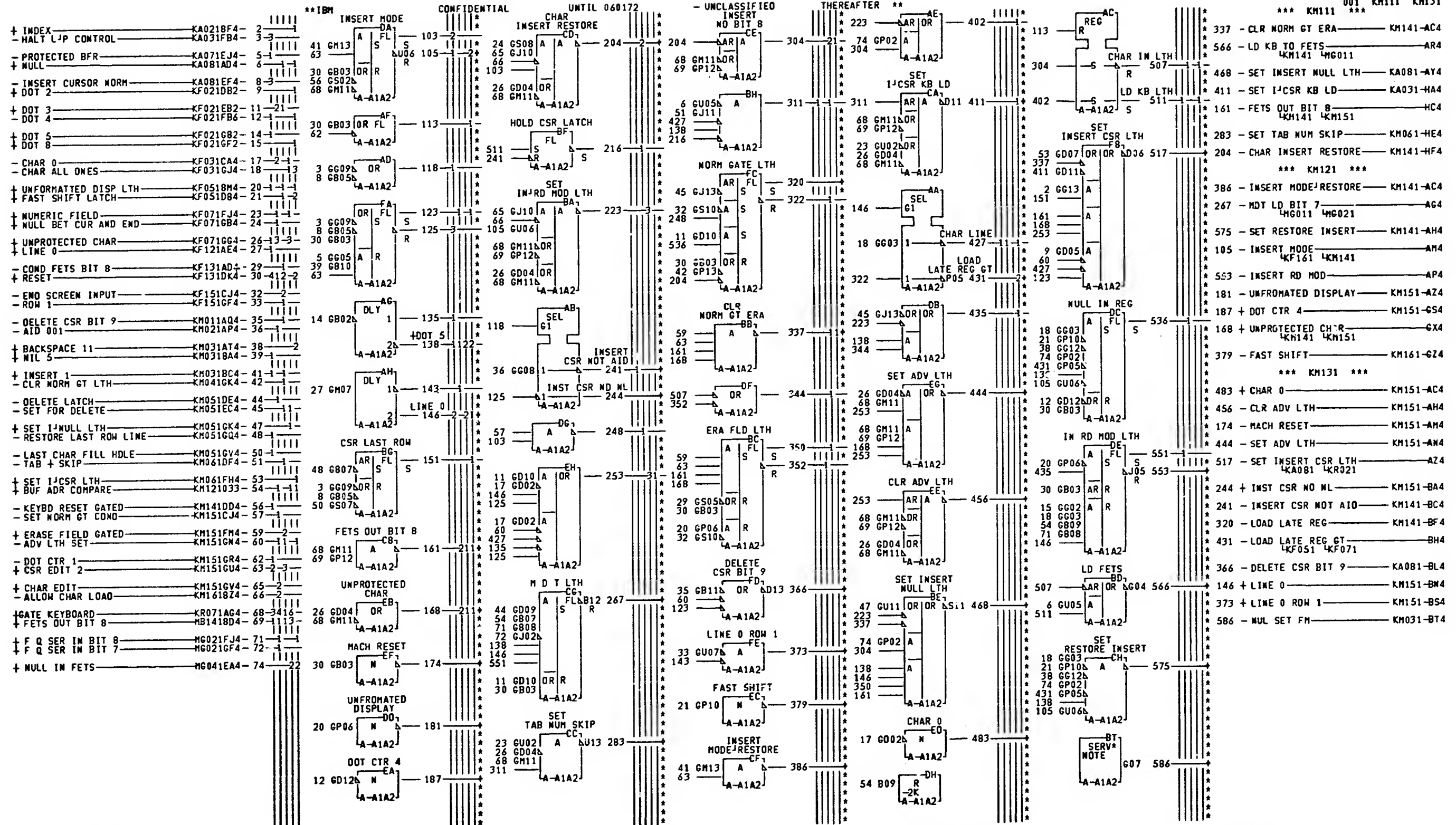
\*\*\* KM051 \*\*\*  
 270 - MACH RESET KM011 KM041 BG4  
 262 - SET HOLD DELETE KM041-CG4  
 503 + DELETE LTH KM041-DC4  
 505 - DELETE LATCH KM041 KM121 KM151 DE4  
 277 + NEXT TO LAST CHAR KM041-DH4  
 583 + SET RESTORE DELETE KM011 KM041 DJ4  
 410 - SET FDR DELETE KM041 KM121 KM131 EC4  
 573 + SET I'NULL LTH KM111-GK4  
 488 - RESTDRE LAST ROW LINE KM111-GQ4  
 380 - BACKTAB RESET W'INDEX KM041-GR4  
 384 - LAST CHAR FILL HDLE KM111-GV4  
 123 - GT FETS BIT 8 KM041-GW4  
 \*\*\* KM061 \*\*\*  
 424 -SET RESTDRE KM011-BK4  
 324 - TAB + SKIP KA0B1 KM041 KM111 DF4  
 173 - SET CLR CSR LTH KA0B1-FE4  
 518 + SET I'CSR LTH KM131-FH4  
 531 - SET RESTORE KM011-GW4  
 \*\*\* KM071 \*\*\*  
 143 - SET W'INDEX B'TAB KM041-BB4  
 159 + BACKTAB LATCH KM041-CC4  
 161 - BACKTAB LATCH KA051 KF021 KM041 CE4  
 366 -SET RESTORE KM011-DK4  
 448 - SET OMIT CSR KM041-EE4  
 180 - SET FILL HOLE KM041-GD4

LOC. TYPE  
A-1B2 9069

PAGE VER-EC LEV  
 KM051 000 717946  
 KM061 000 717946  
 KM071 000 717946

KEYBOARD CONTRDLS J1			
-E.C.-HISTORY	C-MACH.3277		
717473		FRAME 01	KM051
716959			
717492		IBM CORP.KW	KM071
DATE LAST EC		P.N. 1823758	000
08-05-72	717946		

KM051  
 KM071  
 000



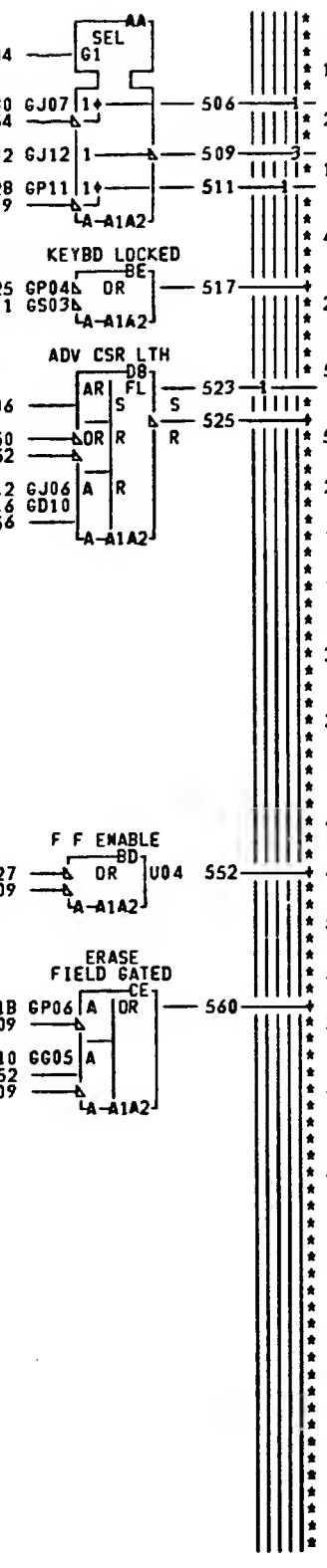
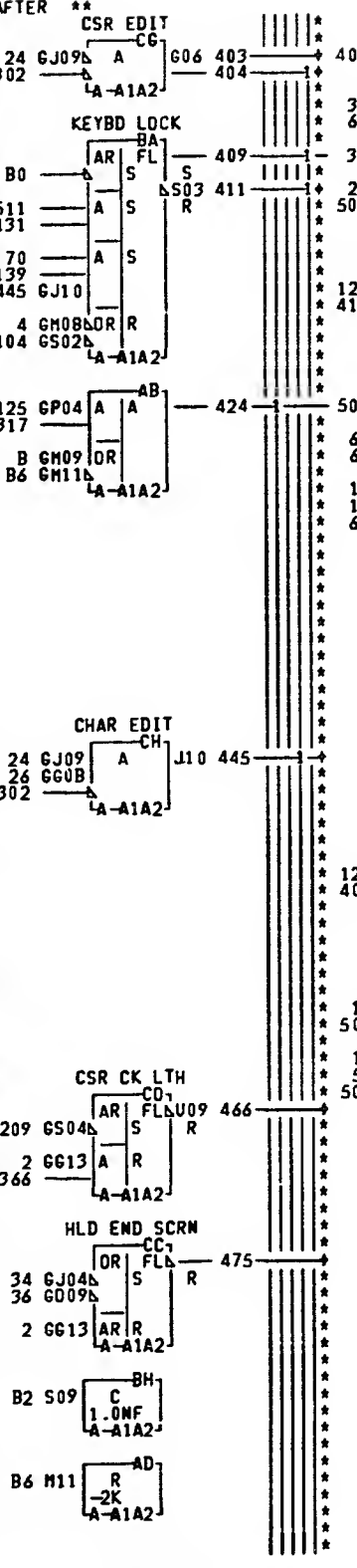


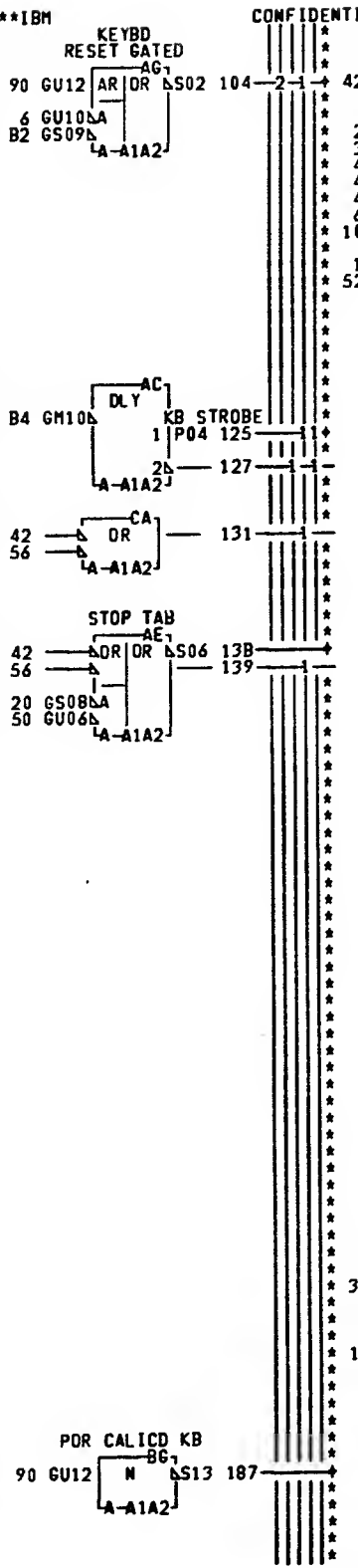
A.SIM TO PN 1563763 EC 717946  
 B.SIM TO PN 1563764 EC 717946  
 C.NOTE SEE REFERENCE PAGE 22102  
 IF RPQ AB3953 INSTALLED  
 SIM TO PN 1563765 EC 717946  
 KM111  
 KM131  
 001

LOC. TYPE  
 A-A1A2 9072

PAGE VER EC LEV  
 KM111 001 717946  
 KM121 001 717946  
 KM131 001 717946

KEYBOARD CONTROLS J2		
-E.C.-HISTORY-	C-MACH.3277	
717473	FRAME 01	KM111
716959		
717492		
DATE LAST EC	IBM CORP.KM	KM131
08-05-72 717946	P.N. 1823761	001

+ INDEX KA021BF4- 2  
 - 1/0 UNLOCK KEYBOARD KA031FH4- 4  
 + CU BUSY KA061CK4- 6  
 - OP IN PROCESS KA071EB4- 8  
 - PROTECTED BFR KA071EJ4- 10  
 - RETRACE BLANK KF011BH4- 12  
 + DOT 1 KF021CB2- 14  
 + DOT 3 KF021EB2- 16  
 + UNFORMATTED DISP LTH KF051BH4- 1B  
 + NULL BET CUR AND END KF071GB4- 20  
 - OP COMPLT 1 KM011AM4- 22  
 - CSR MOVE 0001 KM021AM4- 24  
 - AID 001 KM021AP4- 26  
 + DELETE 0 KM031AS4- 2B  
 + ADVANCE 10 KM031AH4- 30  
 + ERASE FLD 6 KM031AX4- 32  
 - BACKSP OR BACKTAB KM041GT4- 34  
 - DELETE LATCH KM051DE4- 36  
 - CLR NORM GT ERA KM111AC4- 3B  
 - LD KB TO FETS KM111AR4- 40  
 - FETS OUT BIT 8 KM111HC4- 42  
 - CHAR INSERT RESTORE KM111HF4- 44  
 - INSERT MODE RESTORE KM121AC4- 46  
 - SET RESTORE INSERT KM121AH4- 48  
 - INSERT MODE KM121AM4- 50  
 - UNFORMATED DISPLAY KM121AZ4- 52  
 + DOT CTR 4 KM121GS4- 54  
 + UNPROTECTED CHAR KM121GX4- 56  
 + CHAR 0 KM131AC4- 5B  
 - CLR ADV LTH KM131AH4- 60  
 - MACH RESET KM131AM4- 62  
 - SET ADV LTH KM131AN4- 64  
 + INST CSR NO NL KM131BA4- 66  
 - INSERT CSR NOT AID KM131BC4- 68  
 - LDAD LATE REG KM131BF4- 70  
 + LINE 0 KM131BN4- 72  
 + LINE 0 ROW 1 KM131BS4- 74  
 + DE UP SHIFT KM161BL4- 76  
 + LATIN OR KATA SHIFT KM161BT4- 7B  
 - LCKB KB PF OR NUMERIC KM161BV4- 80  
 - KEYBD RESET KM201CM4- 82  
 - KEYBD STROBE KM201EH4- 84  
 + GATE KEYBOARD KR071AG4- B6  
 + FETS OUT BIT 9 MB141CB4- BB  
 + POR MG051EM6- 90



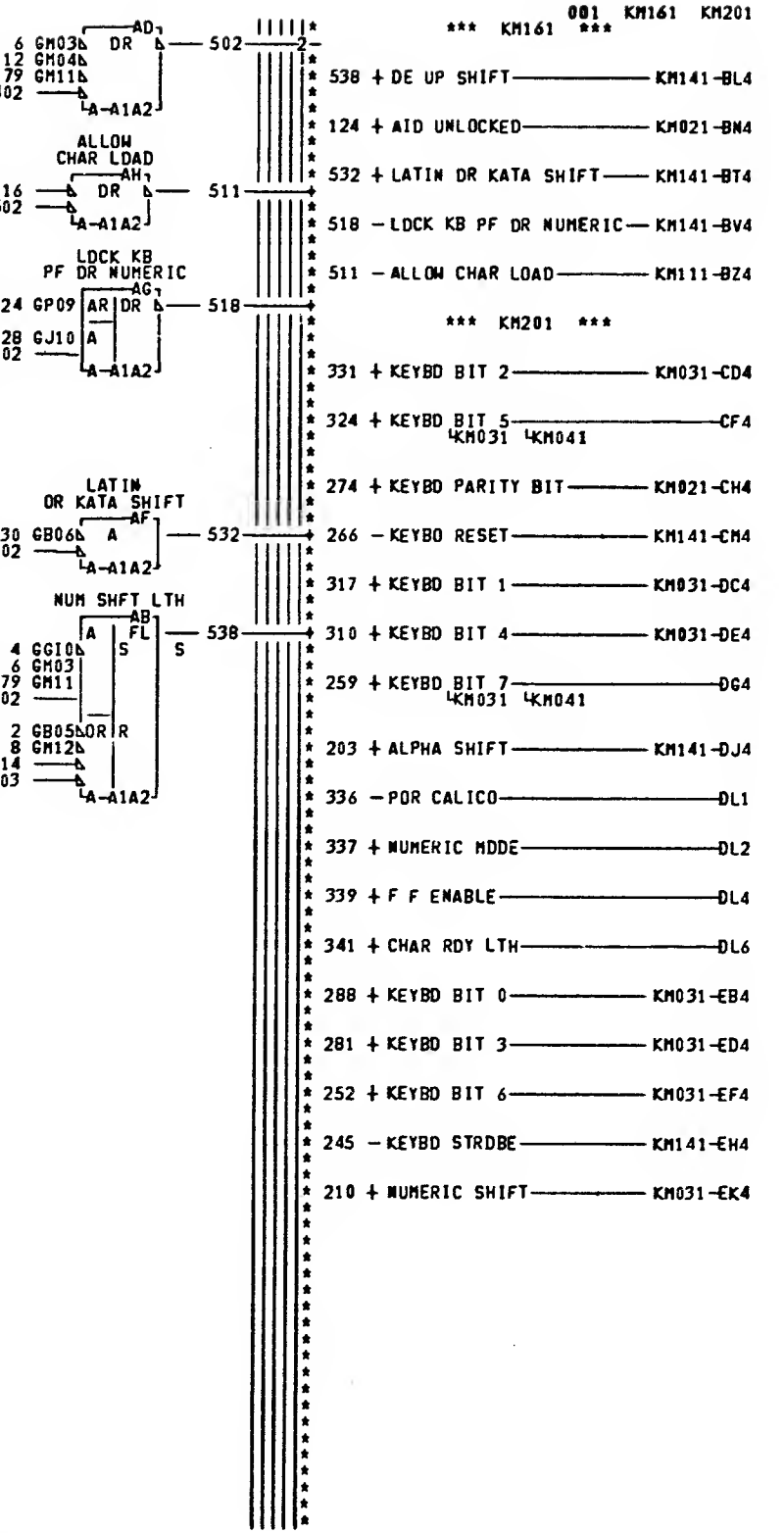
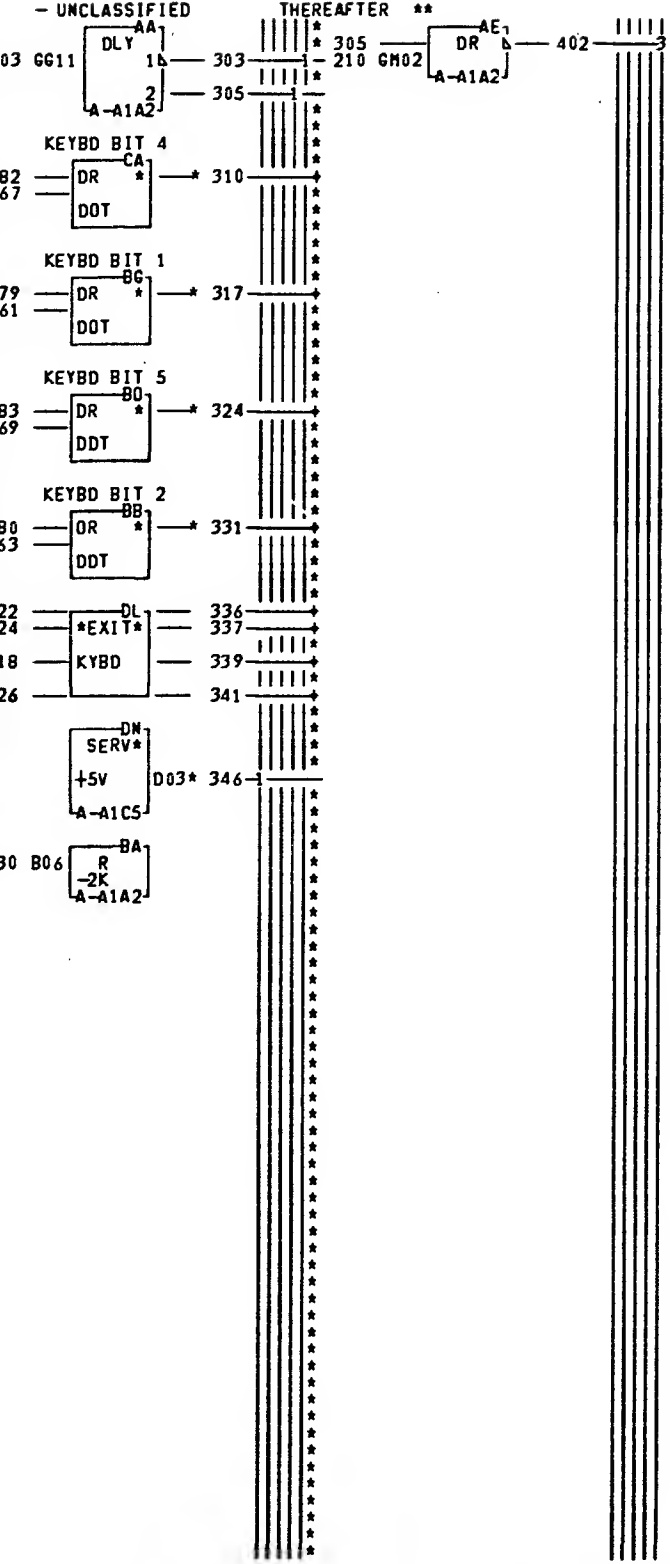
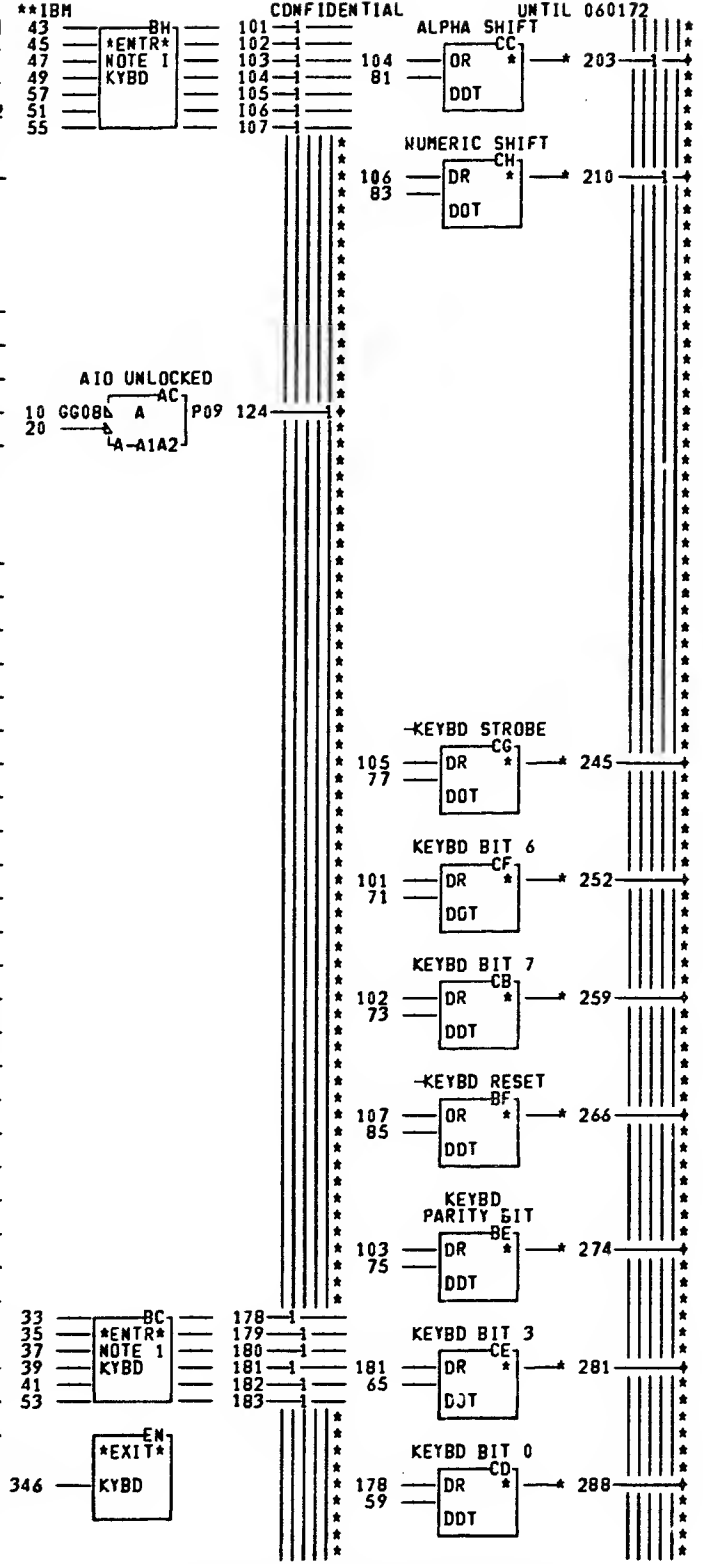
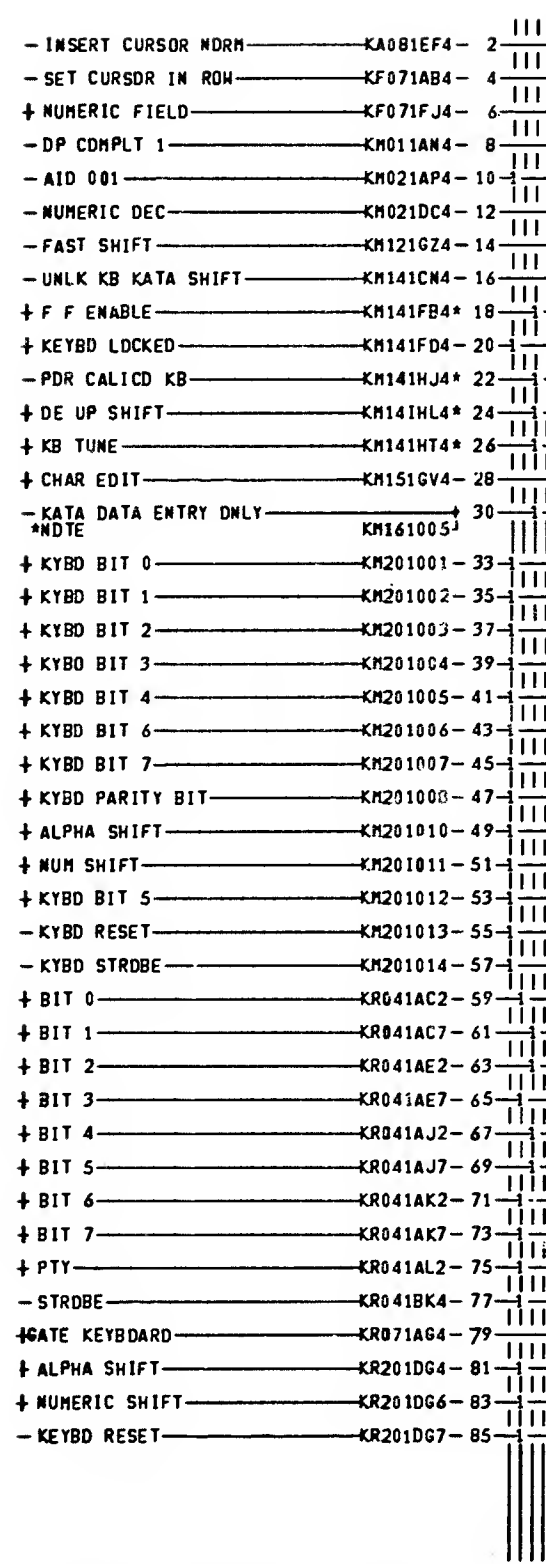
125 + KB STROBE KM021-BF4  
 274 - UNLK KB KATA SHIFT KM161-CN4  
 104 - KEYBD RESET GATED KA031 KM121  
 411 - KEYBD LOCK KA021 KA061  
 209 - CHAR RDY LTH KA071 KM021  
 552 + F F ENABLE KM201 KCR201  
 517 + KEYBD LCKED KM161-FD4  
 205 + CHAR RDY DEC KR201-FF4  
 138 - STOP TAB KM021-HH4  
 187 - POR CALICD KB KM201 KCR201  
 377 + DE UP SHIFT KM201 KCR201  
 207 + KB TUNE KM201-HT4  
 \*\*\* KM151 \*\*\*  
 475 - SET NORM GT COND KM121-CJ4  
 466 + ALLOW CSR CK KF141-EG4  
 560 + ERASE FIELD GATED KM111-FM4  
 525 - ADV LTH SET KM131-GN4  
 285 - DOT CTR 1 KM111 KM121  
 403 + CSR EDIT KM011 KM031 KM041 KM051  
 404 + CSR EDIT 2 KM111 KM121 KM131  
 445 + CHAR EDIT KM021 KM111 KM161

A.NOTE SEE REFERENCE PAGE  
 Z2101 FOR KEYBOARD FEATURE  
 JUMPERS.  
 SIM TO PM 1563766 EC 717946

LOC. TYPE  
 A-A1A2 9072

PAGE VER EC LEV  
 KM141 001 717946  
 KM151 000 717946

KEYBOARD CONTROLS J2		MACH.3277	
LOGIC INTERFACE		717473	
-E.C.-HISTORY-		716959	FRAME 01 KM141
		717492	IBM CDRP.KM KM151
DATE	LAST EC	P.N. 1823766 001	
08-05-72	717946		



A.SIM TD PM 1563768 EC 717946  
 B.NOTE 1 Z1 SOCKET FOR KYBD  
 WJD CARD READER  
 SIM TD PM 1563769 EC 717946

KM161  
 KM201  
 001

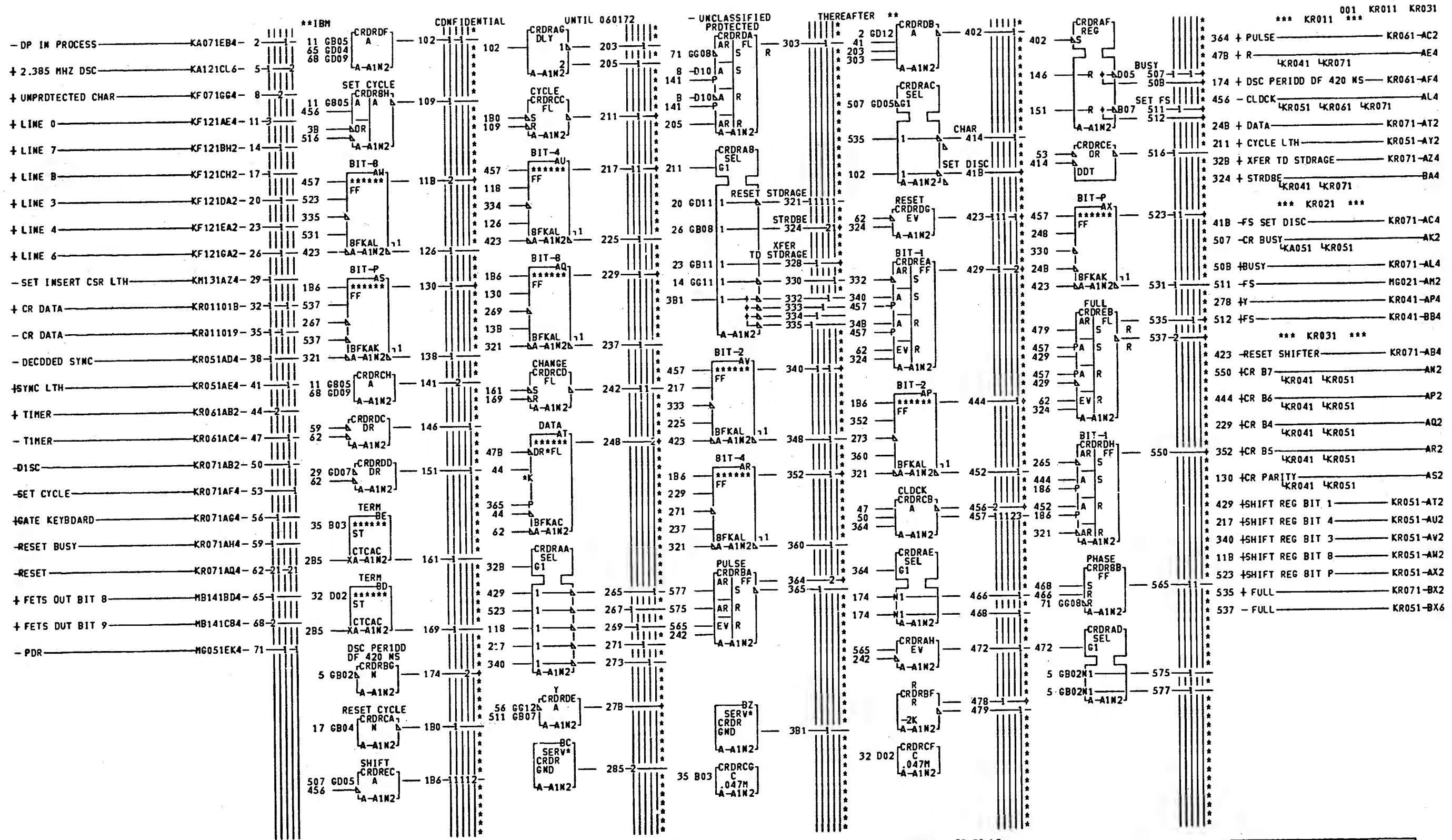
EDGE CDNN	01A-A1C6B02	324 A-A1B6D04
18 A-A1B6C02	252 A-A1B6E04	331 A-A1B6A04
22 A-A1C6A02	259 A-A1C6A04	346 A-A1C6C02
24 A-A1B6A02	266 A-A1C6D04	
26 A-A1C6E02	01A-A1N6B04	
203 A-A1A6D02	274 A-A1C6B04	
01A-A1L6B02	281 A-A1B6B04	
210 A-A1B6B02	288 A-A1A6D04	
01A-A1L6E02	310 A-A1B6C04	
245 A-A1C6C04	317 A-A1A6E04	

LDG. TYPE  
 A-A1A2 9072

PAGE VER EC LEV  
 KM161 001 717946  
 KM201 001 717946

KEYBOARD CONTROLS J2			
LDGIC INTERFACE			
-E.C.-HISTRY-C-MACH.3277			
717473	FRAME	01	KM161
716959			
717492			
DATE	LAST EC	IBM CORP.KM	KM201
08-05-72	717946	P.N. 1824193	001



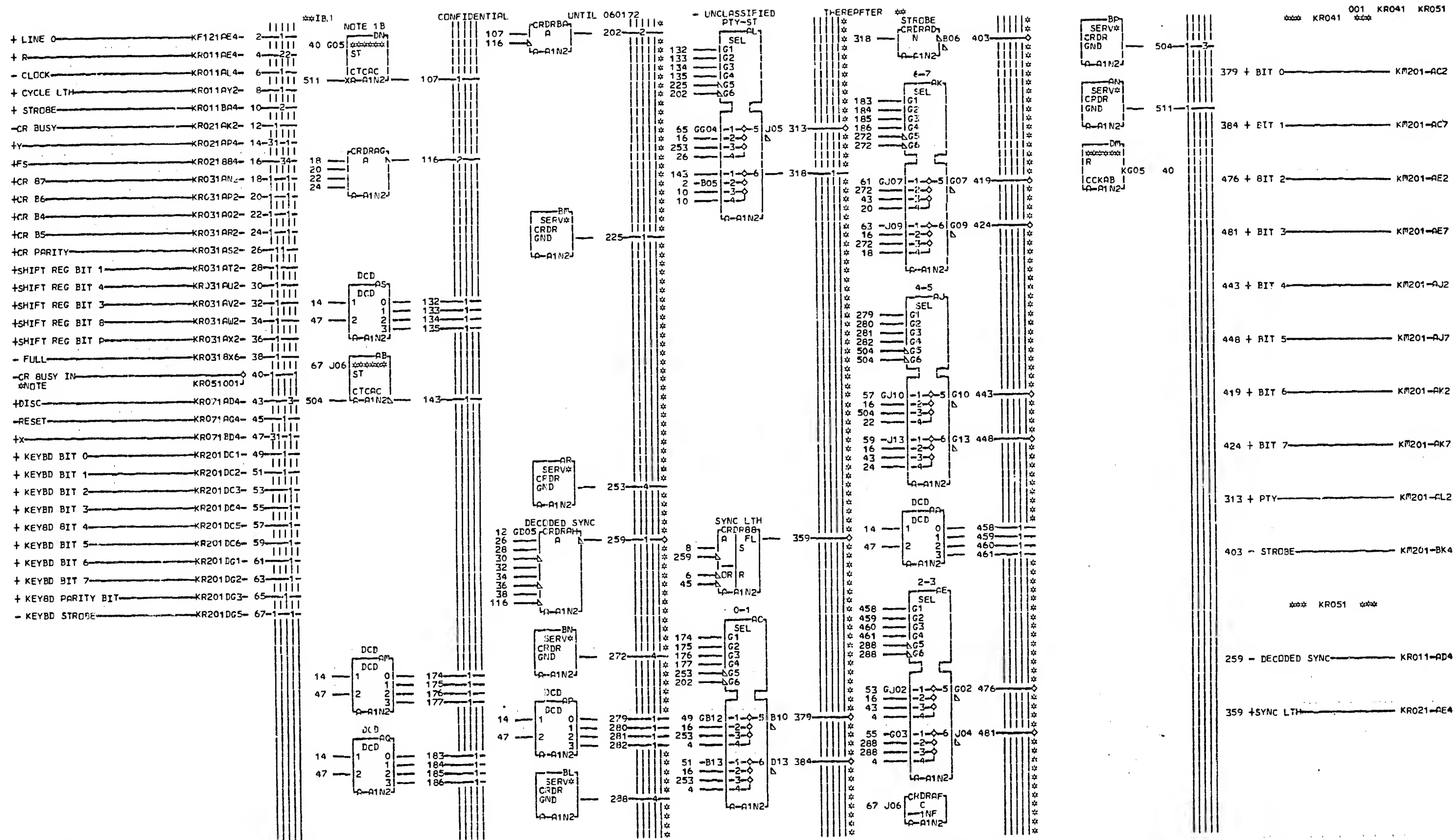


LOC. TYPE  
A-1N2 2229

PAGE VER EC LEV  
KR011 001 717492  
KR021 001 717946  
KR031 001 717492

CARD READER			
E.C. HISTDRY	C. MACH. 3277		
717473		FRAME 01	KR011
716959			
717492		IBM CDRP.SDD	KR031
DATE	LAST EC	P.N. 1823769	001
08-05-72	717946		

KR011  
KR031  
001



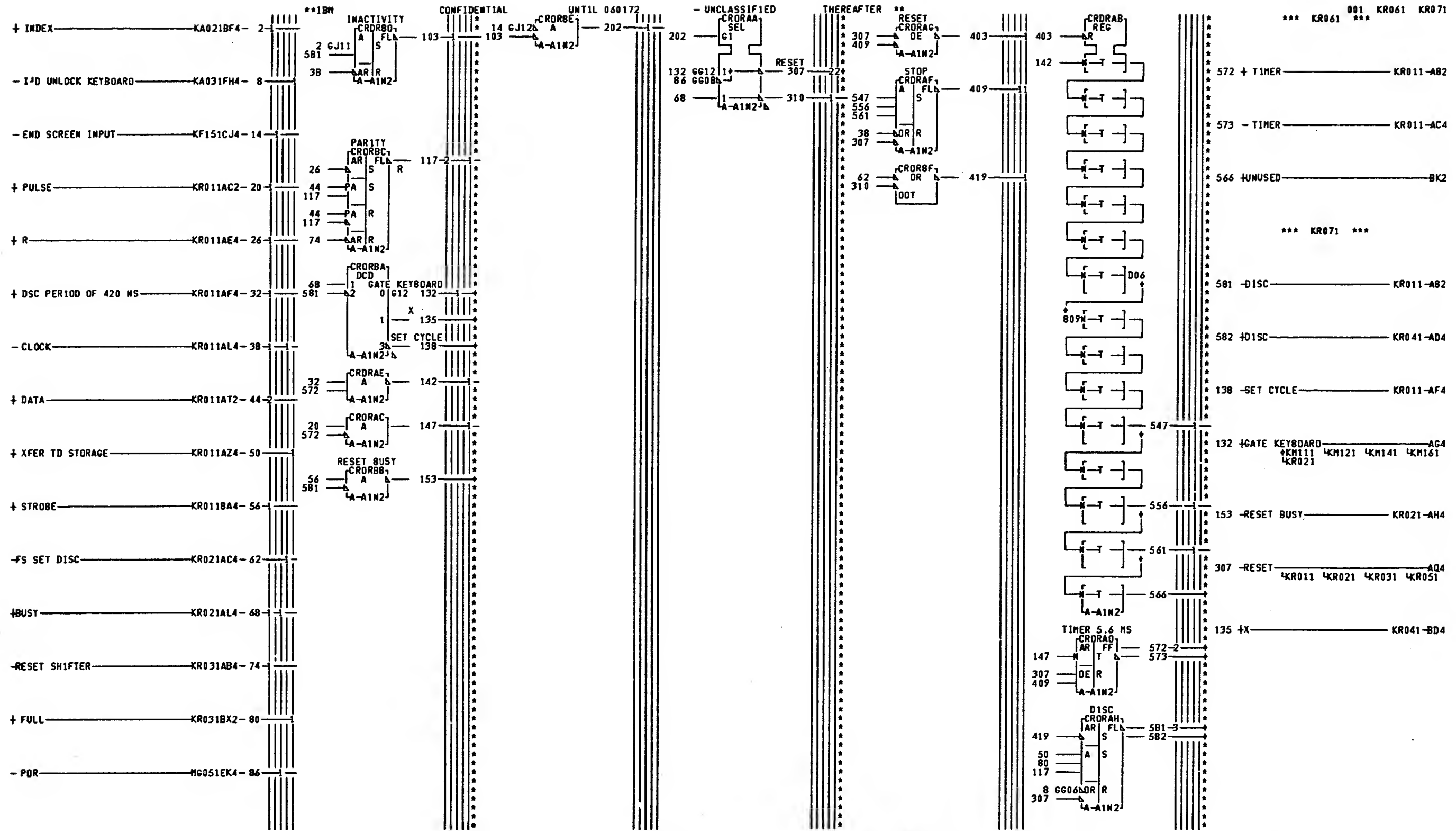
B-NOTE SEE REFERENCE PAGE  
Z2101 FOR CARD READER  
FEATURE JUMPER

LDC TYPE  
A-A1N2 2229

PAGE VER EC LEV  
KR041 001 717492  
KR051 001 717492

CARD READER			
E.C. HISTORY	MACH. 3277		
717473		FRAME 01	KR041
716959		IBM CORP. SDD	KR051
DATE LAST EC		P.N. 1823770	001
06-01-72	717492		

KR041  
KR051  
001

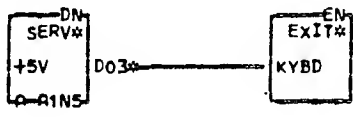
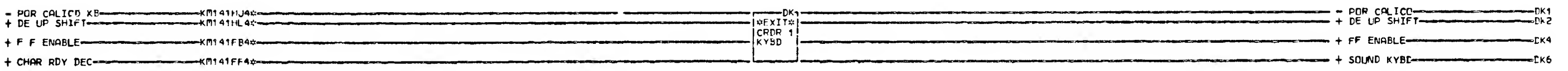
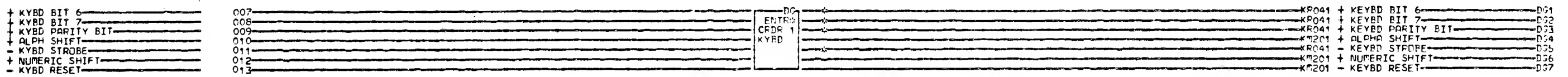
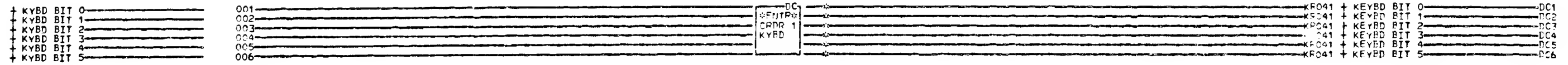


LOC. TYPE  
A-A1N2 2229

PAGE VER EC LEV  
KR061 001 717492  
KR071 001 717946

CARD READER			
E.C. HISTDRY	C	MACH.3277	
717473			
714959	FRAME	01	KR061
717492			
DATE	LAST EC	IBM CORP.	KR071
08-05-72	717946	P.N. 1823771	001

KR061  
KR071  
001



NOTE 1. 24 SOCKET FOR KYBD WITH CARD READER

K  
R  
2  
0  
1

001

KM141FB4	DC2 A-A1L6C04	01A-A1M3E02
01A-A1M6A02	DC3 A-A1L6D04	DN4 A-A1N6A02
KM141FF4	DC4 A-A1L6E04	
01A-A1N6C02	DC5 A-A1M6A04	
KM141HJ4	DC6 A-A1M6B04	
01A-A1M6D02	DC1 A-A1M6C04	
KM141HL4	DC2 A-A1M6D04	
01A-A1L6D02	DC3 A-A1M6E04	
DC1 A-A1L6B04	DC5 A-A1N6A04	

LOC. TYPE

KEYBOARD INTERFAC. FOR CR

E.C. HISTORY MACH. 3277

717473

FRAME 01

DATE LAST EC

02-18-72 716959

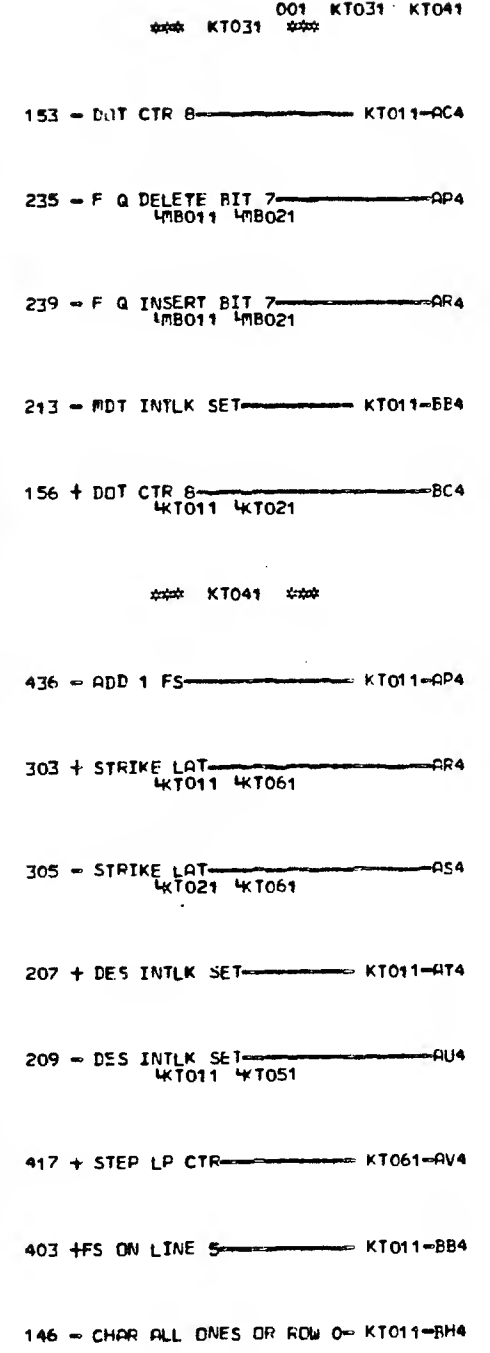
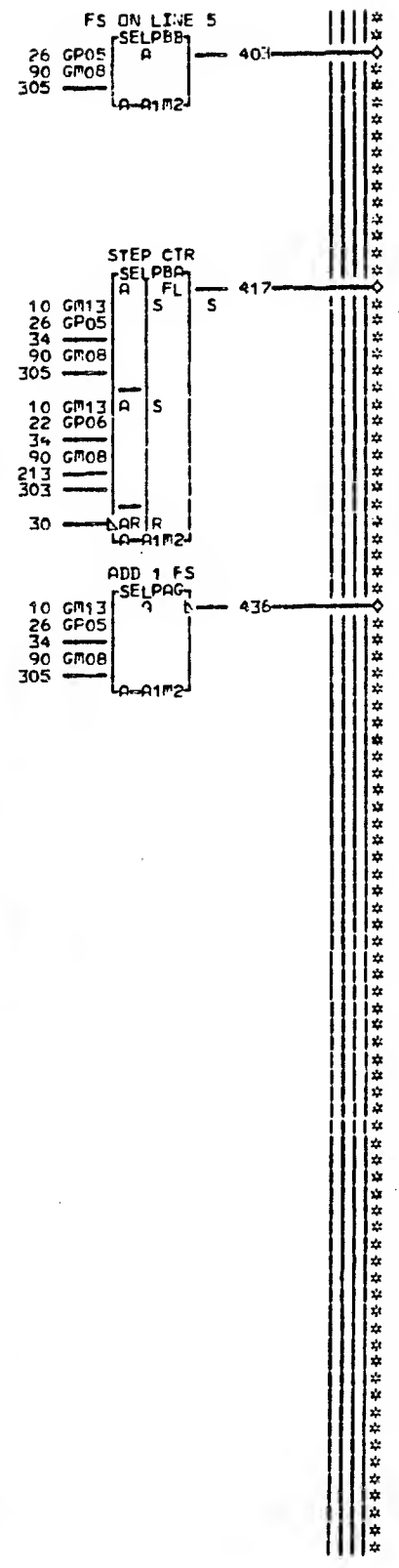

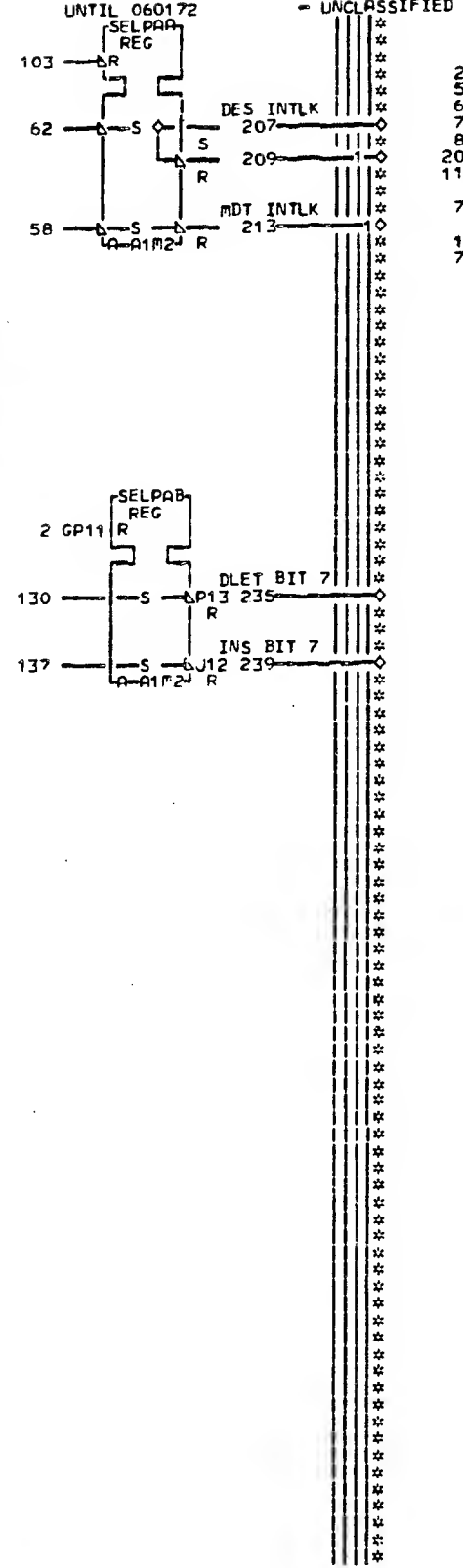
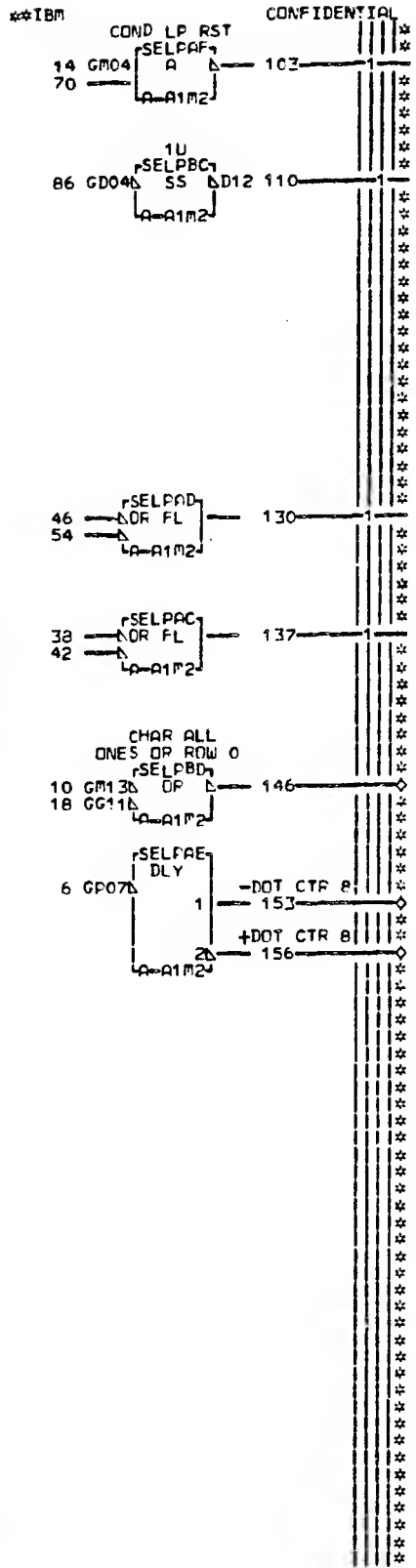
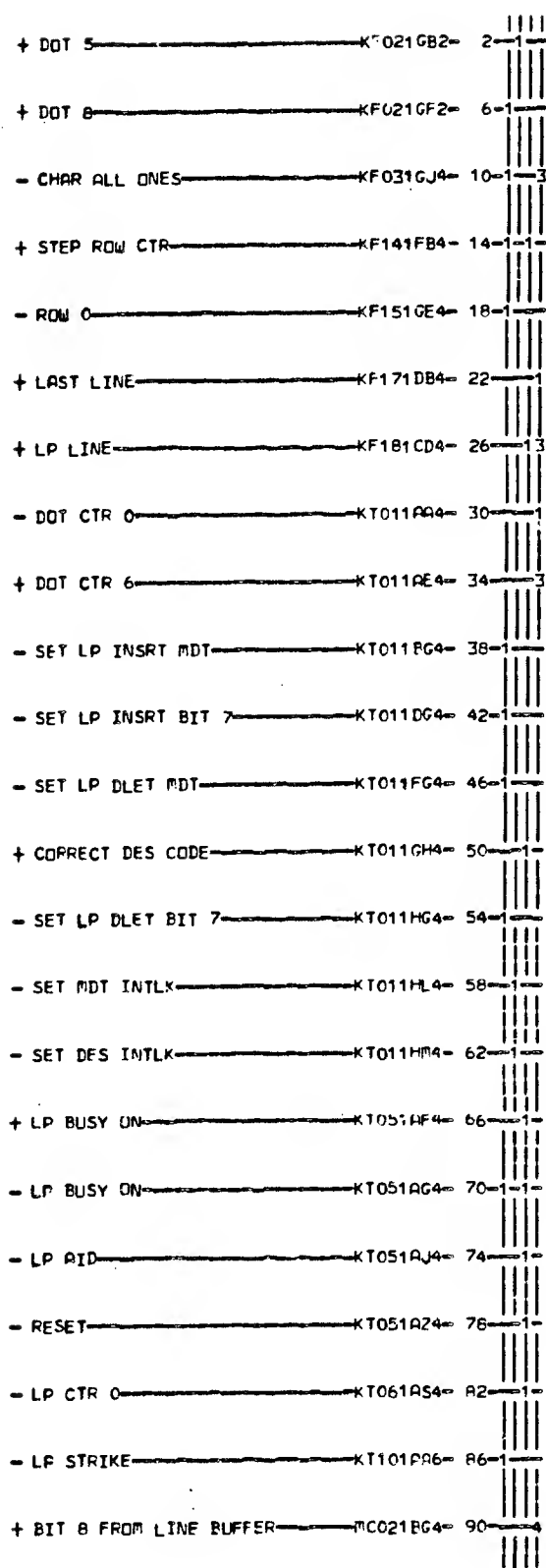
IBF CORP. KN

P.N. 1923772

K  
R  
2  
0  
1

001



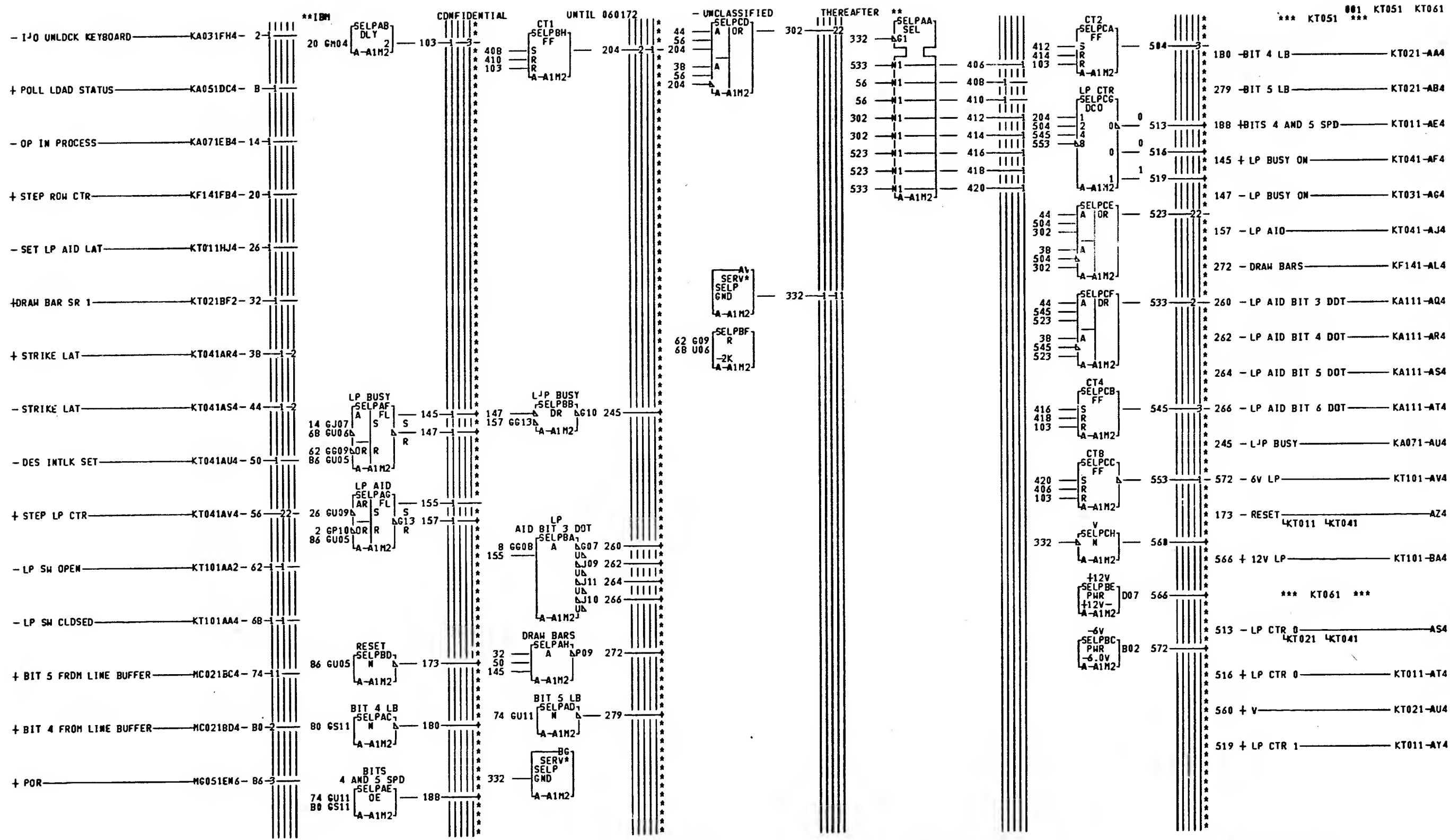


LOC. TYPE  
A-A1M2 9088

PAGE VER EC LEV  
KT031 001 717473  
KT041 001 717946

KT031  
KT041  
001

ANR 19748 LP C1RL  
E-C-HISTORY B-MACH 3277  
717473  
DATE LAST EC 08-05-72 717946  
FRAME 01  
IBM CORP KN  
P.No 1823776  
KT031  
KT041  
001

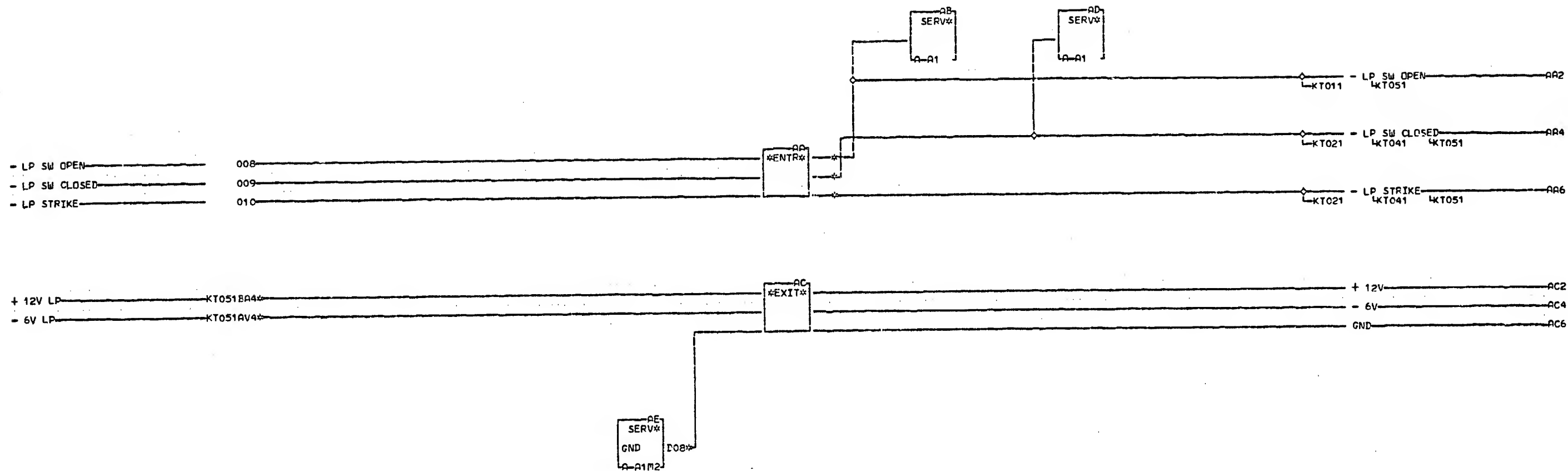


LOC. TYPE  
A-A1M2 9088

PAGE VER EC LEV  
KT051 001 717946  
KT061 001 717473

AMR 19J4B LP CTRL		
-E.C.-HISTORY-C-MACH.3277		
717473	FRAME 01	KT051
716959	IBM CORP.KM	KT061
717492		
DATE LAST EC	P.M. 1823780	001
08-05-72 717946		

KT051  
KT061  
001



LOC. TYPE

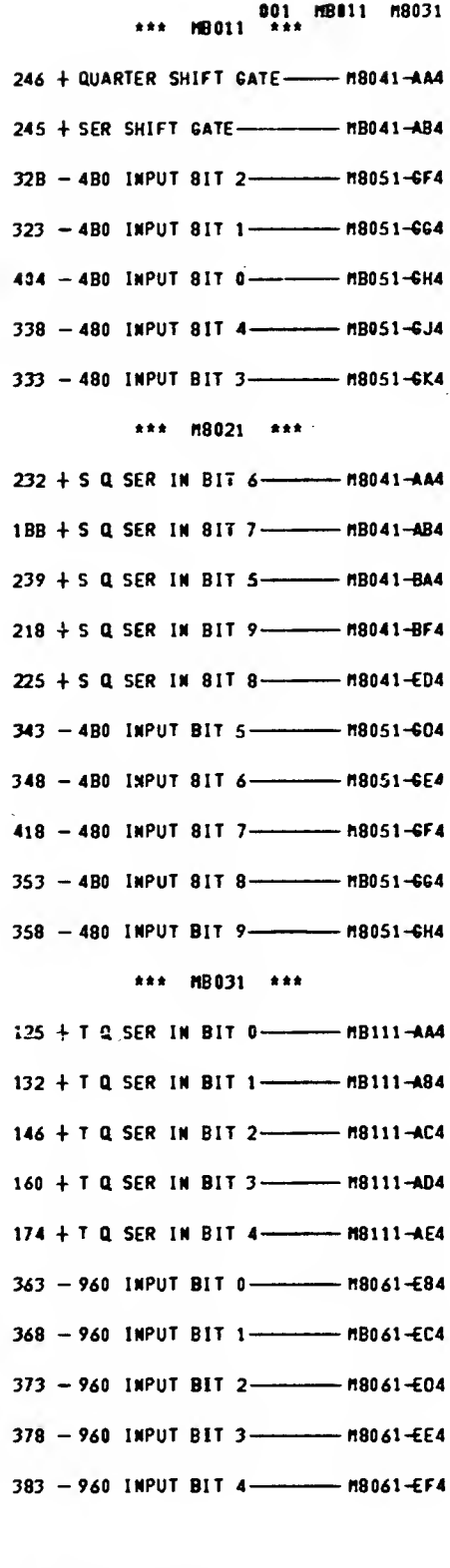

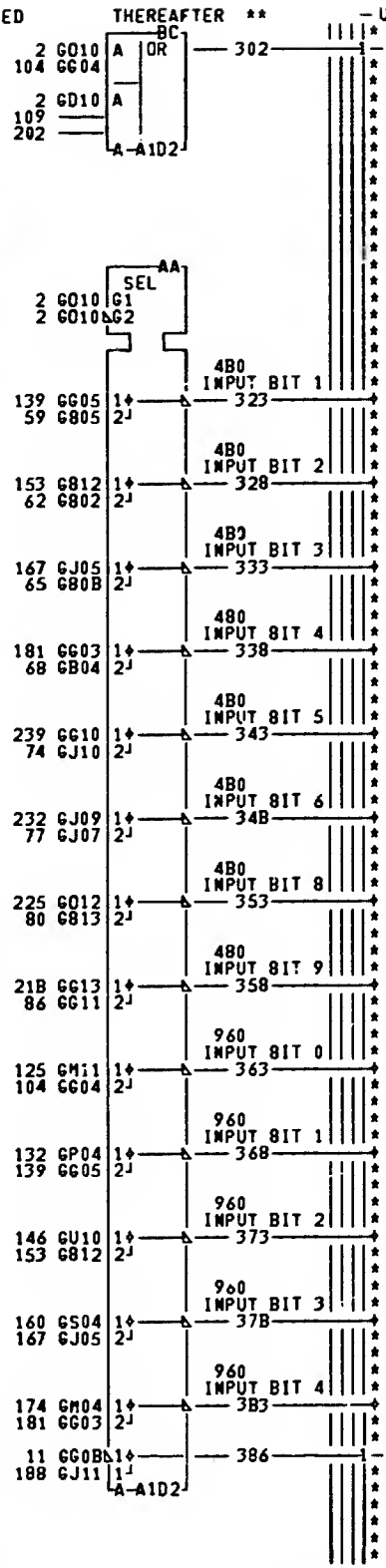
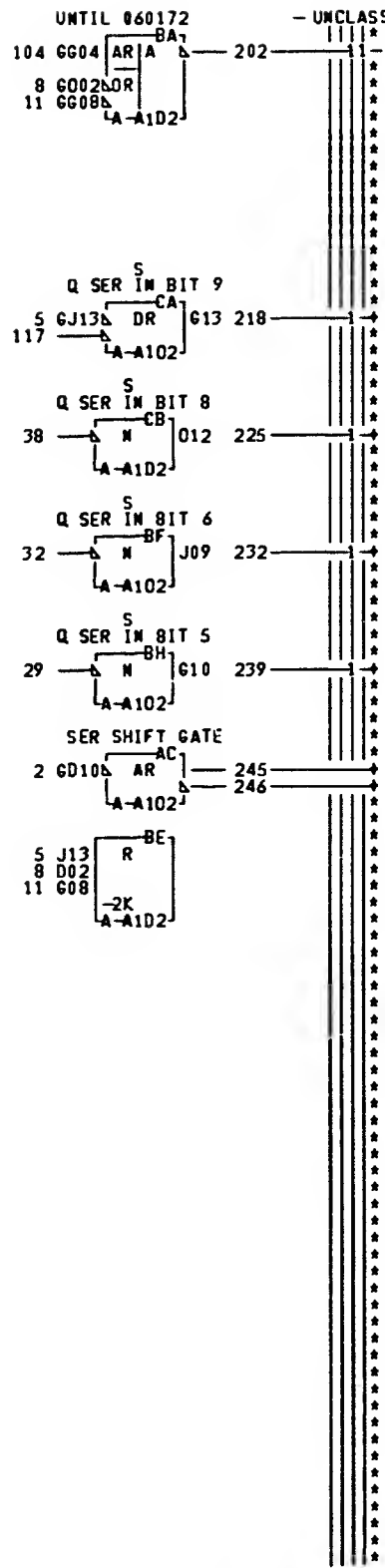
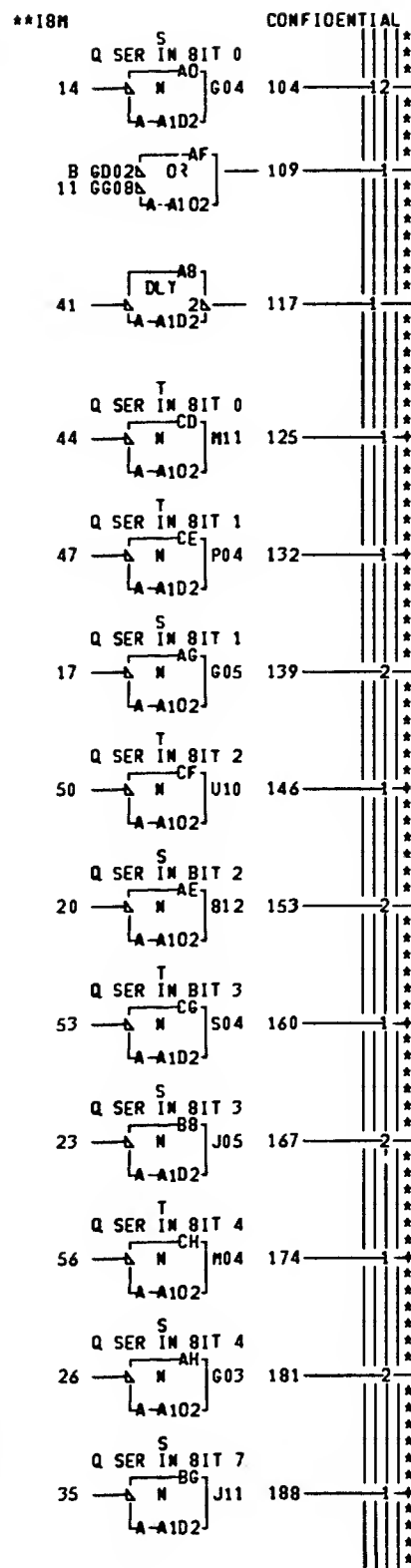
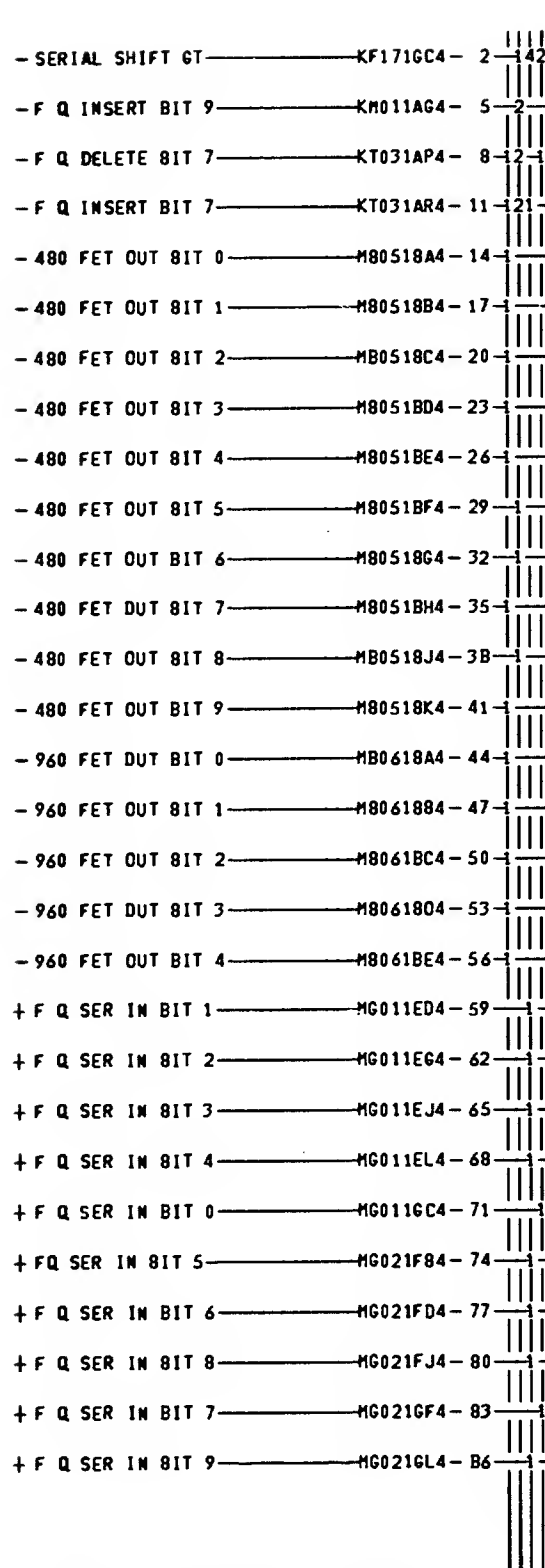
KT101

KT051AV4 RE4 A-A1M1B13  
 01A-A1M1D13 01A-A1M1A11  
 KT051BA4  
 01A-A1L1C13  
 AA2 A-A1M1C13  
 01A-A1N1B11  
 AA4 A-A1L1E13  
 01A-A1L1B11  
 AA6 A-A1L1B12

SELECTOR PEN INTERFACE LINES	
E.C. HISTORY 7:7473	B. MACH. 3277 FRAME 01
DATE 06-01-72	LAST EC 717492
	IB. CORP. SDD P.N. 1823783

KT101





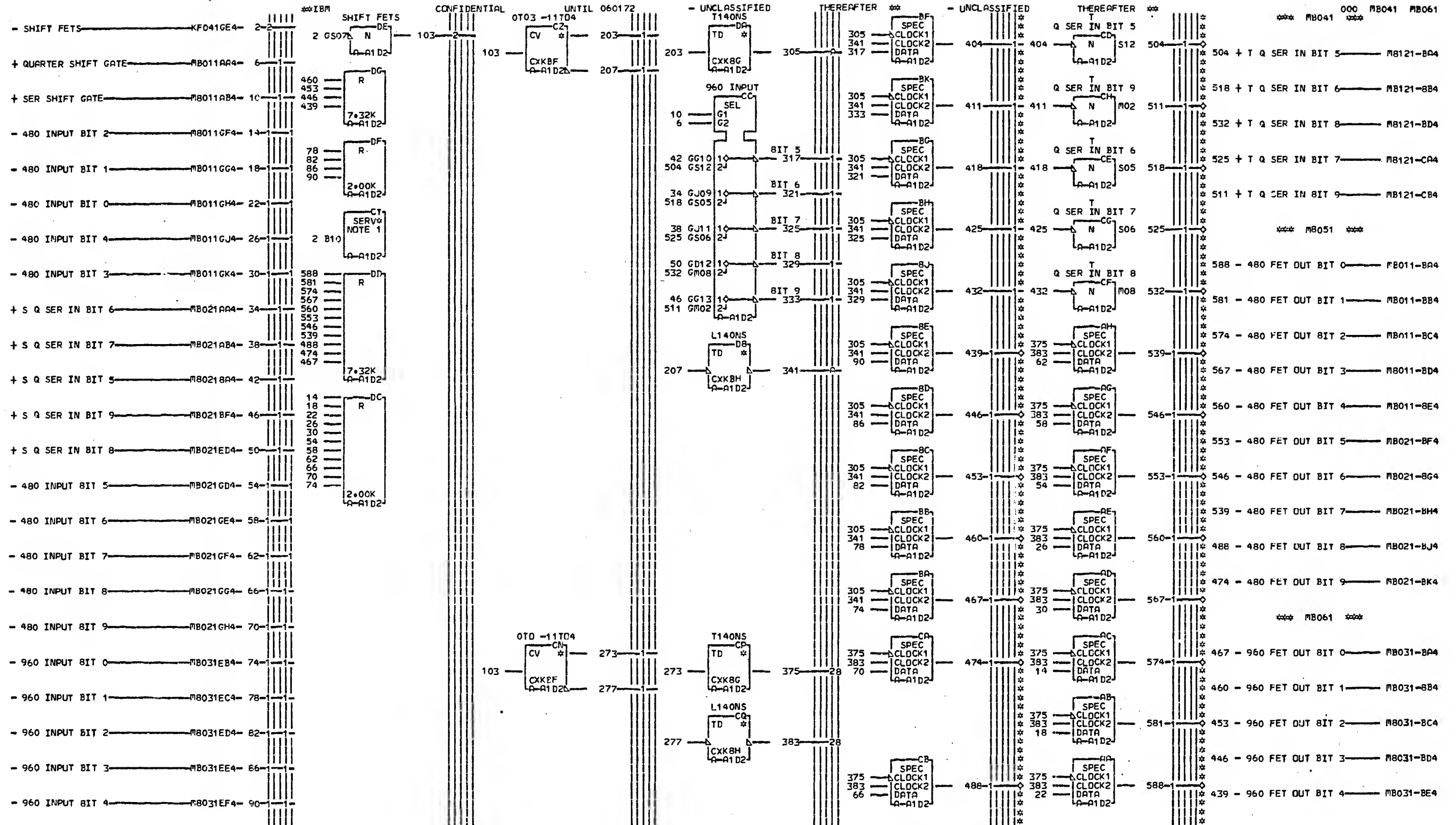
A.SIM TO PM 1563770 EC 717473  
 B.SIM TO PM 1563771 EC 717473

LOC. TYPE  
 A-A102 9065

PAGE VER EC LEV  
 M8011 001 717473  
 M8021 001 717473  
 M8031 000 717473

960 STOR + GATE  
 -E.C.-HISTORY-C MACH.3277  
 FRAME 01 M8011  
 IBM CORP.KM M8031  
 DATE LAST EC  
 81-21-72 717473 P.M. 1823785 001

MB011  
 MB031  
 001




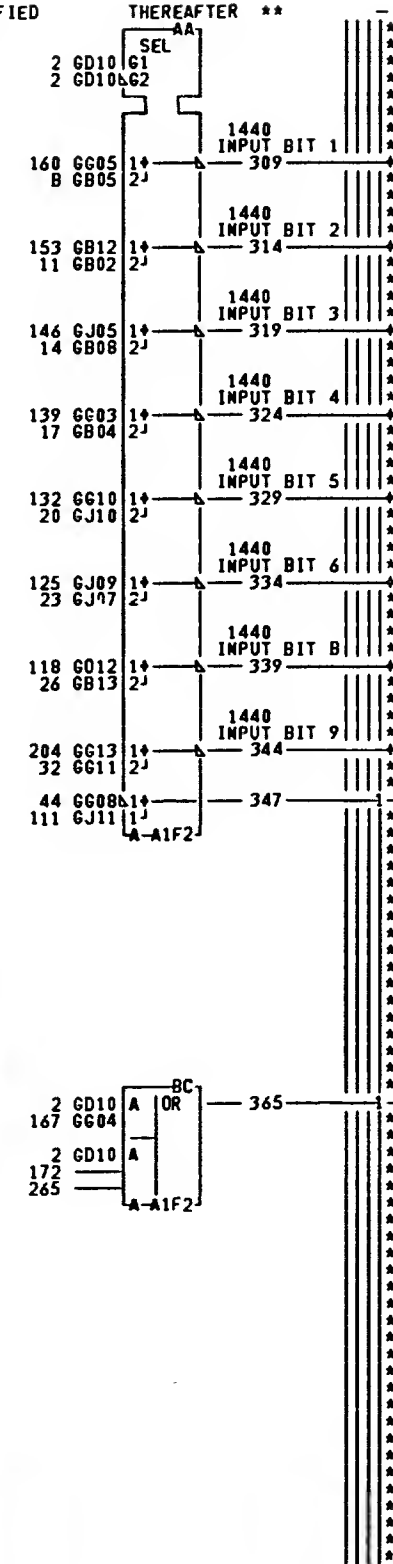

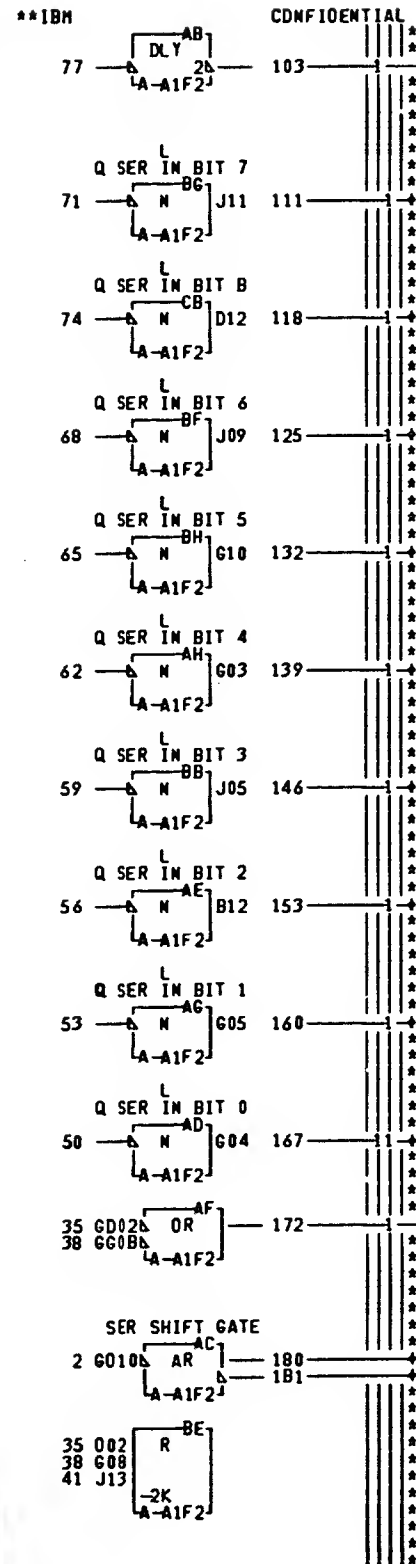
LDC TYPE  
A-A1D2 9065

PAGE VER EC LEV  
MB041 000 717492  
MB051 000 717946  
MB061 000 717492

960 STOR + GATE		
E <sub>3</sub> C <sub>2</sub> -HISTORY	B <sub>1</sub> MACH-3277	
717473		FRAME 01 MB041
717492		
DATE	LAST EC	IBM CORP-KN MB061
08-05-72	717946	P-N 1823789 000

MB041  
MB061  
000

- SERIAL SHIFT GT — KF171GC4 — 2-42  
 + T Q SER IN BIT 0 — MB031AA4 — 5  
 + T Q SER IN BIT 1 — MB031AB4 — 8  
 + T Q SER IN BIT 2 — MB031AC4 — 11  
 + T Q SER IN BIT 3 — MB031AD4 — 14  
 + T Q SER IN BIT 4 — MB031AE4 — 17  
 + T Q SER IN BIT 5 — MB041BA4 — 20  
 + T Q SER IN BIT 6 — MB041BB4 — 23  
 + T Q SER IN BIT 8 — MB041BD4 — 26  
 + T Q SER IN BIT 7 — MB041CA4 — 29  
 + T Q SER IN BIT 9 — MB041CB4 — 32  
 SPARE — MB111002 — 35-21  
 SPARE — MB111004 — 38-21  
 SPARE — MB121007 — 41-1  
 SPARE — MB12100B — 44  
 SPARE — MB121009 — 47  
 -1440 FET DUT BIT 0 — MB151BA4 — 50  
 -1440 FET DUT BIT 1 — MB151BB4 — 53  
 -1440 FET DUT BIT 2 — MB151BC4 — 56  
 -1440 FET DUT BIT 3 — MB151BD4 — 59  
 -1440 FET OUT BIT 4 — MB151BE4 — 62  
 -1440 FET OUT BIT 5 — MB151BF4 — 65  
 -1440 FET DUT BIT 6 — MB151BG4 — 68  
 -1440 FET OUT BIT 7 — MB151BH4 — 71  
 -1440 FET OUT BIT 8 — MB151BJ4 — 74  
 -1440 FET OUT BIT 9 — MB151BK4 — 77



000 MB111 MB121  
 \*\*\* MB111 \*\*\*  
 181 + QUARTER SHIFT GATE — MB131 MB141 — AA4  
 180 + SER SHIFT GATE — MB131 MB141 — AB4  
 167 + L Q SER IN BIT 0 — MB131-BC4  
 153 + L Q SER IN BIT 2 — MB131-BD4  
 160 + L Q SER IN BIT 1 — MB131-CB4  
 139 + L Q SER IN BIT 4 — MB131-DE4  
 146 + L Q SER IN BIT 3 — MB131-EG4  
 314 -1440 INPUT BIT 2 — MB151-GF4  
 309 -1440 INPUT BIT 1 — MB151-GG4  
 467 -1440 INPUT BIT 0 — MB151-GH4  
 324 -1440 INPUT BIT 4 — MB151-GJ4  
 319 -1440 INPUT BIT 3 — MB151-GK4  
 \*\*\* MB121 \*\*\*  
 125 + L Q SER IN BIT 6 — MB141-AA4  
 111 + L Q SER IN BIT 7 — MB141-AB4  
 132 + L Q SER IN BIT 5 — MB141-BA4  
 204 + L Q SER IN BIT 9 — MB141-BF4  
 11B + L Q SER IN BIT B — MB141-ED4  
 329 -1440 INPUT BIT 5 — MB151-GD4  
 334 -1440 INPUT BIT 6 — MB151-GE4  
 404 -1440 INPUT BIT 7 — MB151-GF4  
 339 -1440 INPUT BIT B — MB151-GG4  
 344 -1440 INPUT BIT 9 — MB151-GH4

MB111  
 MB121  
 000

LOC. TYPE  
 A-A1F2 9065

PAGE VER EC LEV  
 MB111 000 717473  
 MB121 000 717473

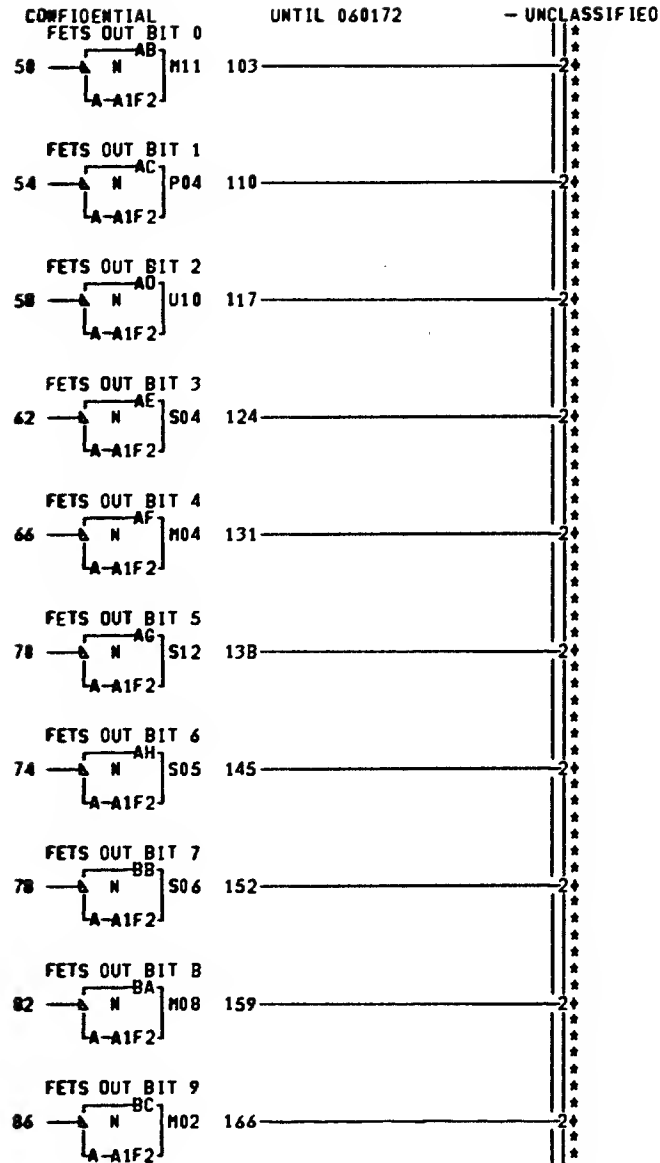
960	STOR + GATE		
-E.C.-HISTORY-		C	MACH.3277
FRAME	01		MB111
IBH CORP.KN			MB121
DATE	LAST EC		
01-21-72	717473	P.N.	1823792 000

+ QUARTER SHIFT GATE — MB111AA4 — 2  
 + SER SHIFT GATE — MB111AB4 — 6  
 + L Q SER IN BIT 0 — MB111BC4 — 10  
 + L Q SER IN BIT 2 — MB111BD4 — 14  
 + L Q SER IN BIT 1 — MB111CB4 — 18  
 + L Q SER IN BIT 4 — MB1110E4 — 22  
 + L Q SER IN BIT 3 — MB111EG4 — 26  
 + L Q SER IN BIT 6 — MB121AA4 — 30  
 + L Q SER IN BIT 7 — MB121AB4 — 34  
 + L Q SER IN BIT 5 — MB121BA4 — 38  
 + L Q SER IN BIT 9 — MB121BF4 — 42  
 + L Q SER IN BIT B — MB121ED4 — 46  
 -1920 FET OUT BIT 0 — MB161BA4 — 50  
 -1920 FET OUT BIT 1 — MB161BB4 — 54  
 -1920 FET OUT BIT 2 — MB161BC4 — 58  
 -1920 FET OUT BIT 3 — MB161BD4 — 62  
 -1920 FET OUT BIT 4 — MB161BE4 — 66  
 -1920 FET OUT BIT 5 — MB161BF4 — 70  
 -1920 FET OUT BIT 6 — MB161BG4 — 74  
 -1920 FET OUT BIT 7 — MB161BH4 — 78  
 -1920 FET OUT BIT B — MB161BJ4 — 82  
 -1920 FET OUT BIT 9 — MB161BK4 — 86

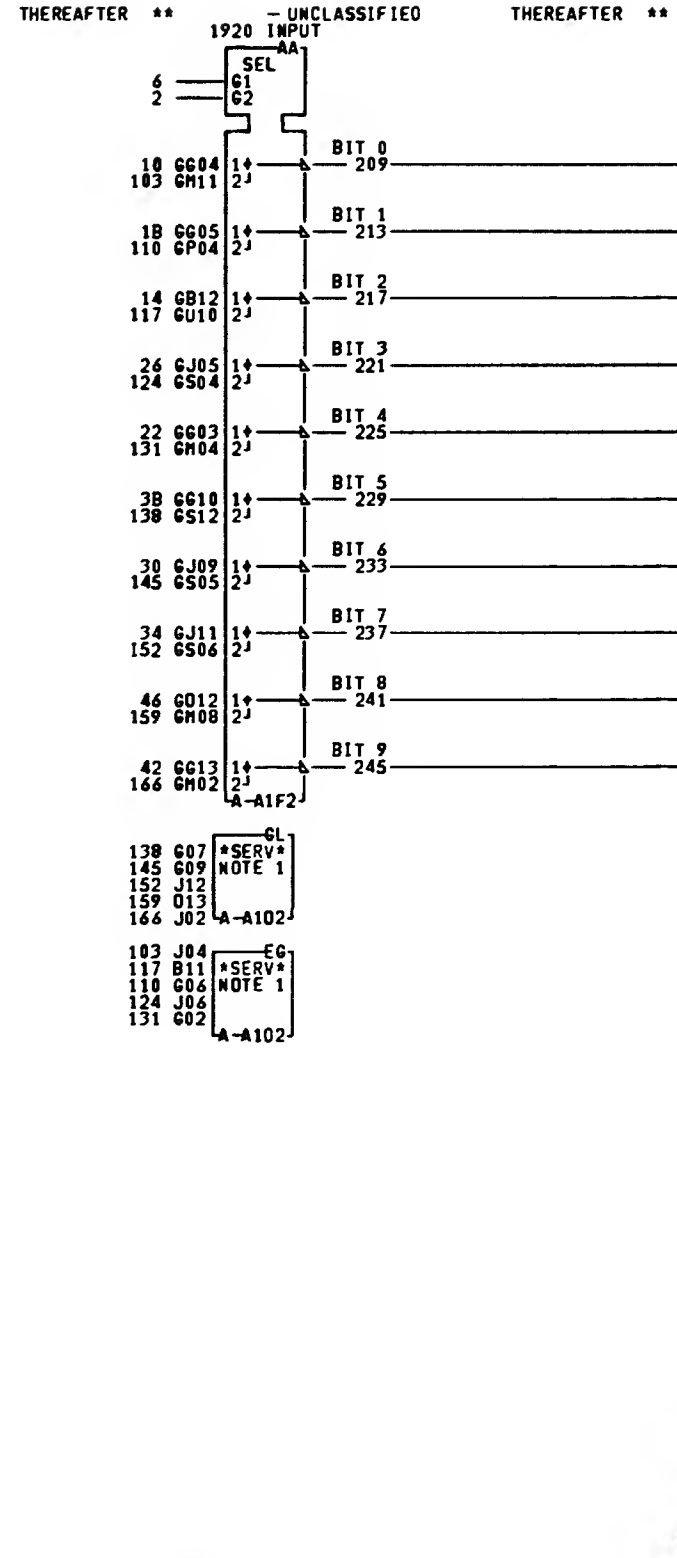
A.NOTE 1 FOR 480 FORMAT  
 SIM TO PM 1563778 EC 717473  
 B.NOTE 1 FOR 480 FORMAT

MB131  
 MB141  
 001

\*\*1BM



LOC TYPE  
 A-1F2 9065

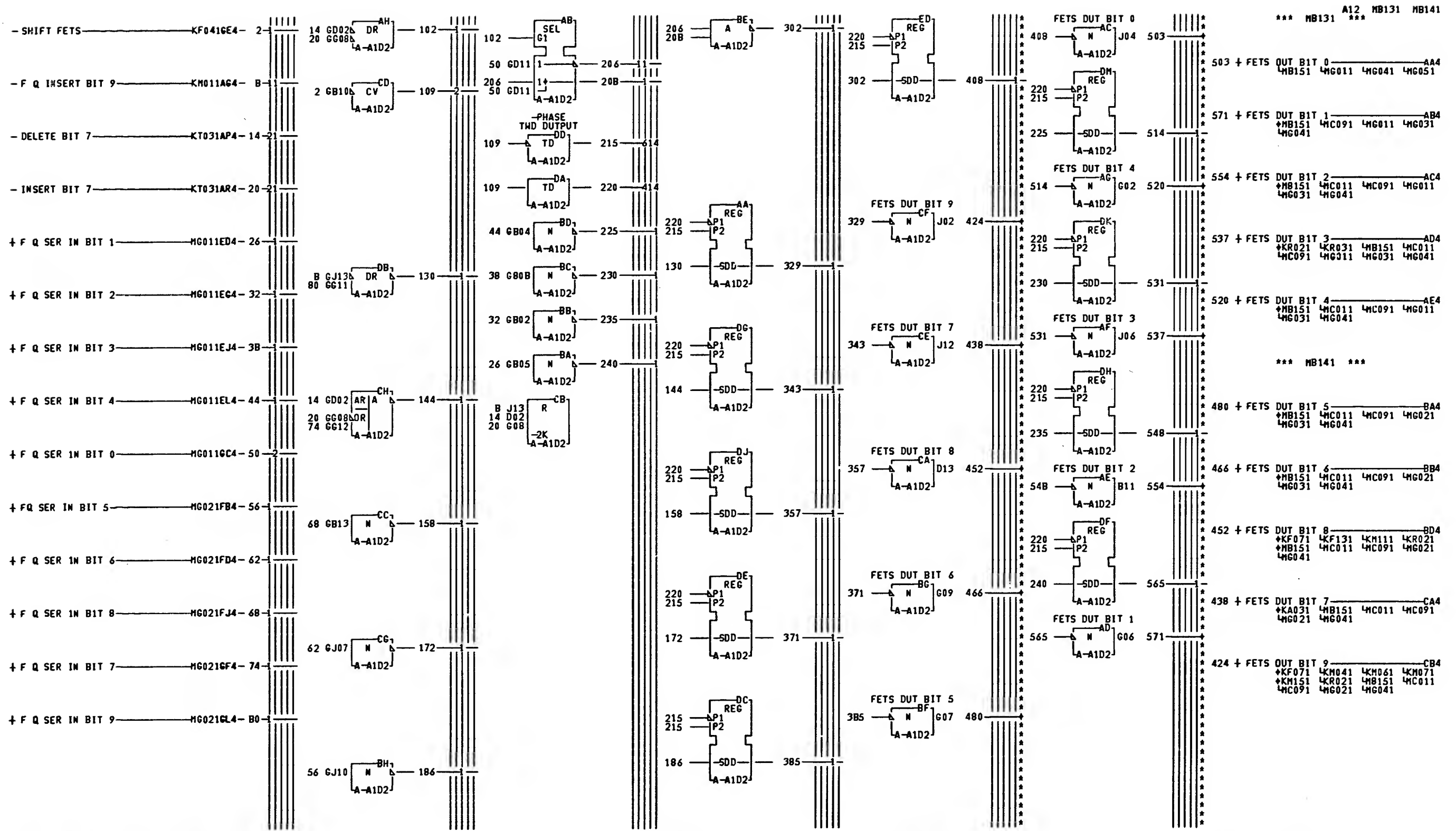


PAGE VER EC LEV  
 MB131 001 717473  
 MB141 000 717946

001 MB131 MB141

\*\*\* MB131 \*\*\*  
 103 + FETS OUT BIT 0 — AA4  
 110 + FETS OUT BIT 1 — AB4  
 117 + FETS OUT BIT 2 — AC4  
 124 + FETS OUT BIT 3 — AD4  
 131 + FETS OUT BIT 4 — AE4  
 209 -1920 INPUT BIT 0 — MB161-EB4  
 213 -1920 INPUT BIT 1 — MB161-EC4  
 217 -1920 INPUT BIT 2 — MB161-E04  
 221 -1920 INPUT BIT 3 — MB161-EE4  
 225 -1920 INPUT BIT 4 — MB161-EF4  
 \*\*\* MB141 \*\*\*  
 138 + FETS OUT BIT 5 — BA4  
 145 + FETS OUT BIT 6 — BB4  
 159 + FETS OUT BIT B — BD4  
 152 + FETS OUT BIT 7 — CA4  
 166 + FETS OUT BIT 9 — CB4  
 229 -1920 INPUT BIT 5 — MB161-6C4  
 233 -1920 INPUT BIT 6 — MB161-604  
 237 -1920 INPUT BIT 7 — MB161-6E4  
 241 -1920 INPUT BIT 8 — MB161-6F4  
 245 -1920 INPUT BIT 9 — MB161-6G4

960 STORE + GATE  
 -E.C.-HISTORY-C-MACH.3277  
 717473  
 FRAME 01 MB131  
 IBM CORP. PO MB141  
 DATE LAST EC  
 08-05-72 717946 P.M. 1B23795 001



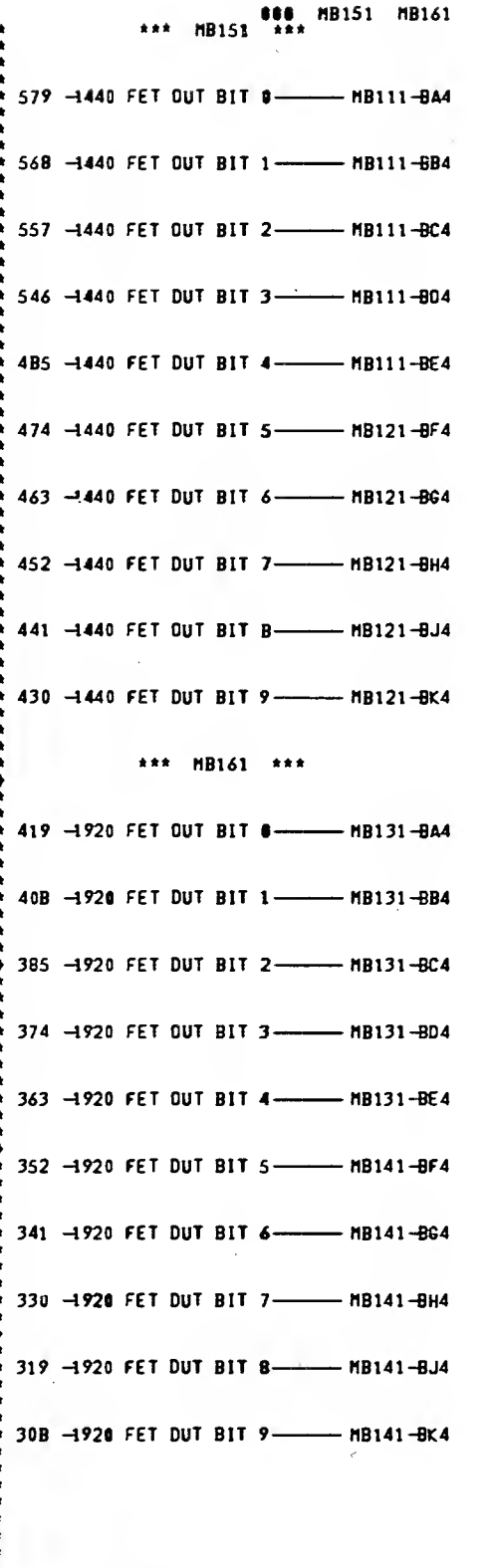
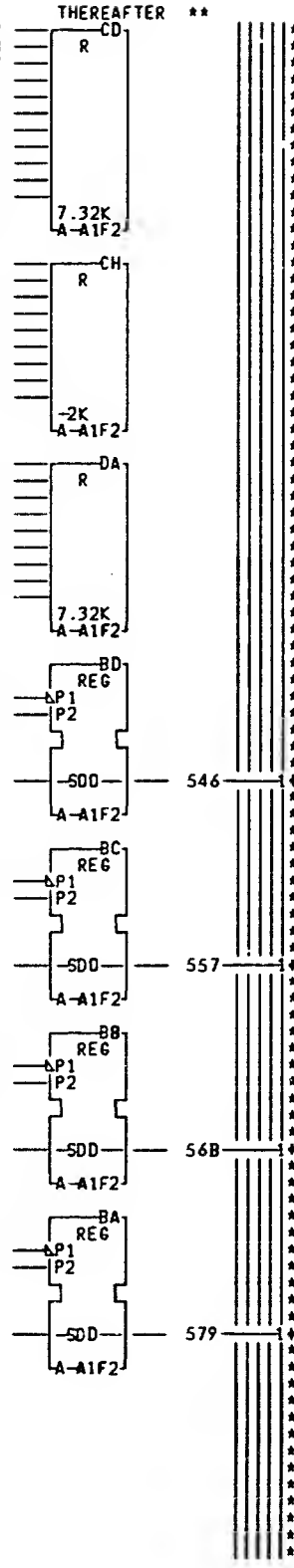
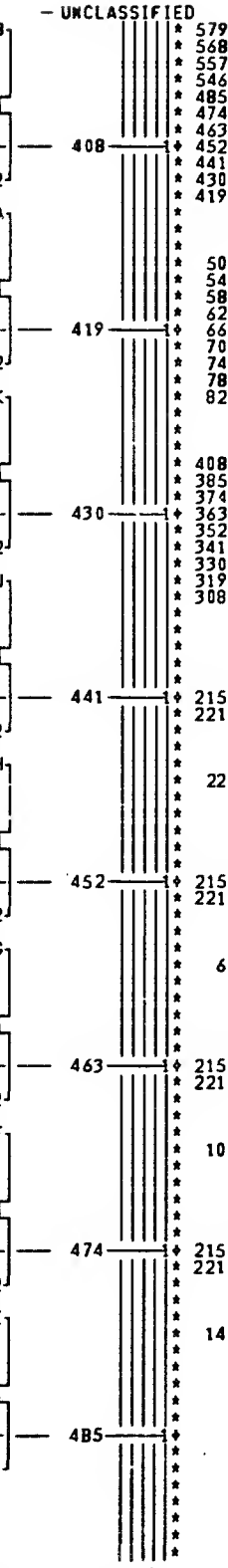
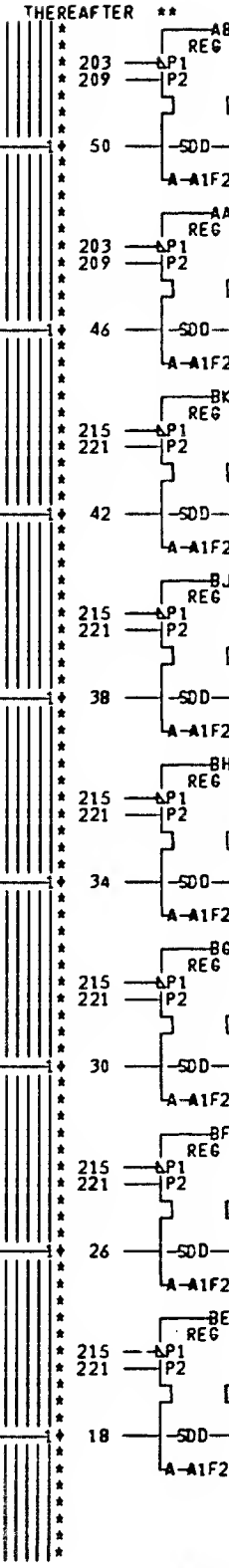
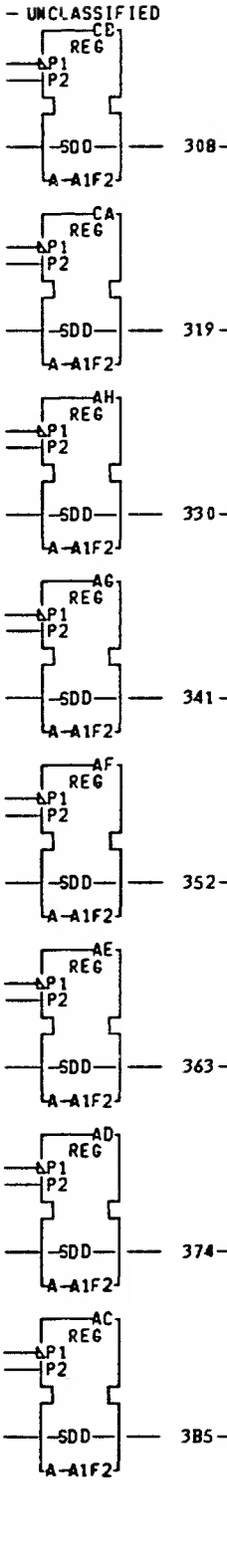

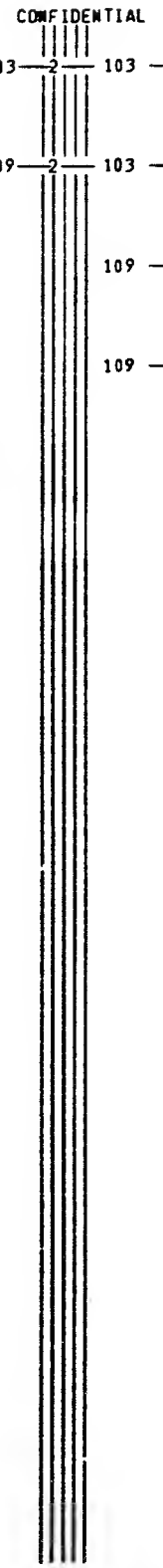
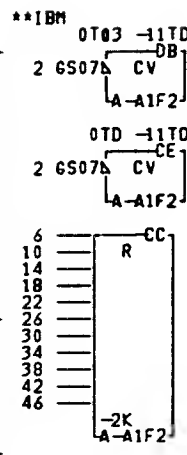
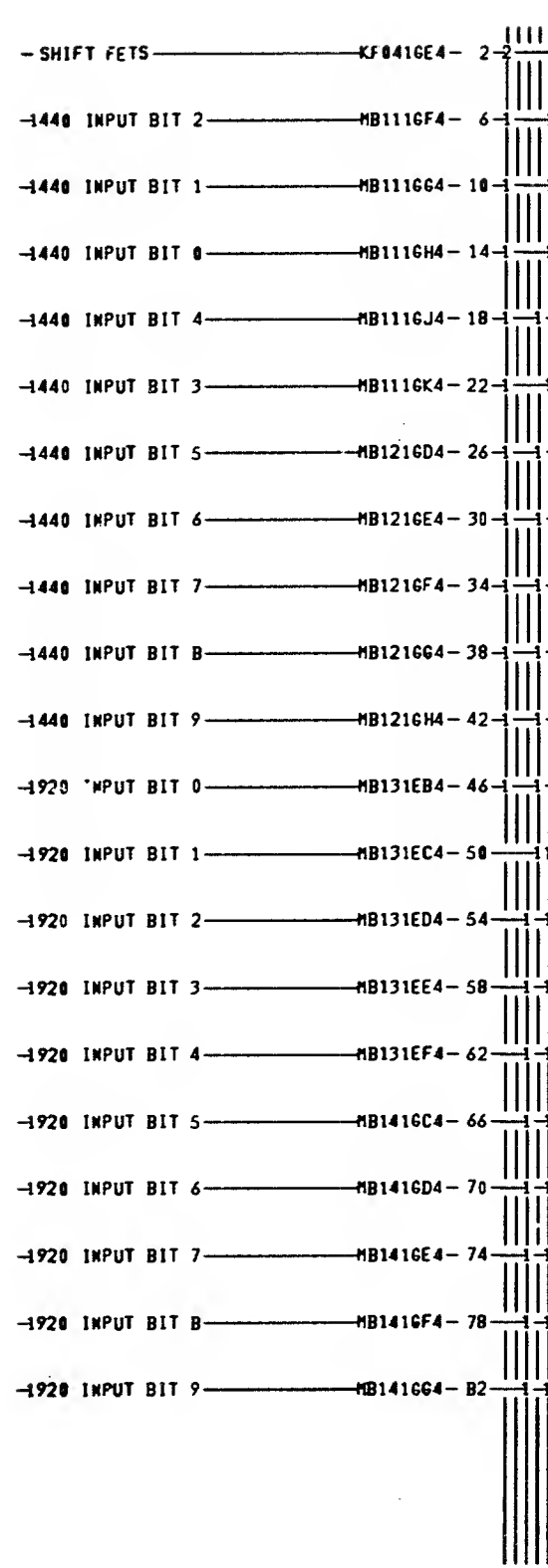
A-SIM TD PN 156377B EC 717473  
 B-SIM TD PN 1563779 EC 717946

LDC. TYPE  
 A-1D2 9057

PAGE VER EC LEV  
 MB131 A12 717946  
 MB141 A12 717946

480 STDRAGE BITS 0-4			
-E.C.-HISTORY-717473 717492		C-NACH.3277	
FRAME 01	MB131	IBM CDRP.KM	MB141
DATE LAST EC 08-85-72 717946	P.N. 1823799	A12	

MB131  
 MB141  
 A12



LDC TYPE  
A-A1F2 9065

PAGE VER EC LEV  
MB151 000 717946  
MB161 000 717492

960 STDR + GATE			
-E.C.-HISTORY-		C-MACH.3277	
717473		FRAME	01 MB151
717492		IBN CDRP.PD	MB161
DATE	LAST EC	P.N.	1823801 000
08-05-72	717946		

MB151  
MB161  
000

\*\*IBM

CONFIDENTIAL

UNTIL 060172

- UNCLASSIFIED

THEREAFTER \*\*

- UNCLASSIFIED

THEREAFTER \*\*

002 MB151 MB161

- SHIFT FETS ——— KF041GE4- 2-3

- SERIAL SHIFT GT ——— KF171GC4- 9-2

+ FETS OUT BIT 0 ——— MB131AA4- 16-

+ FETS OUT BIT 1 ——— MB131AB4- 23-

+ FETS OUT BIT 2 ——— MB131AC4- 30-

+ FETS OUT BIT 3 ——— MB131AD4- 37-

+ FETS OUT BIT 4 ——— MB131AE4- 44-

+ FETS OUT BIT 5 ——— MB141BA4- 51-

+ FETS OUT BIT 6 ——— MB141BB4- 58-

+ FETS OUT BIT 8 ——— MB141BD4- 65-

+ FETS OUT BIT 7 ——— MB141CA4- 72-

+ FETS OUT BIT 9 ——— MB141CB4- 79-

108 D11 AH  
109 B05 \*SERV\*  
110 B04 NOTE 1  
111 B13  
112 G11

AG B11 108  
\*SERV\* D04 109  
NOTE 1 B04 110  
B08 111  
B02 112

AF  
\*SERV\*  
NOTE 1  
2 B07

16 M11 AE  
23 P04 \*SERV\*  
38 U10 NOTE 1  
37 S04  
44 M04  
51 S12  
58 S05  
72 S06  
65 M08  
79 M02

AD  
\*SERV\*  
NOTE 1  
9 D10

AC  
\*SERV\*  
NOTE 1  
9 D10

AB  
\*SERV\*  
NOTE 1  
158 B02  
159 B08

AA  
\*SERV\*  
NOTE 1  
161 J10  
162 J07  
163 G12

D10 158  
B04 159  
B12 161  
B05 162  
B06 163

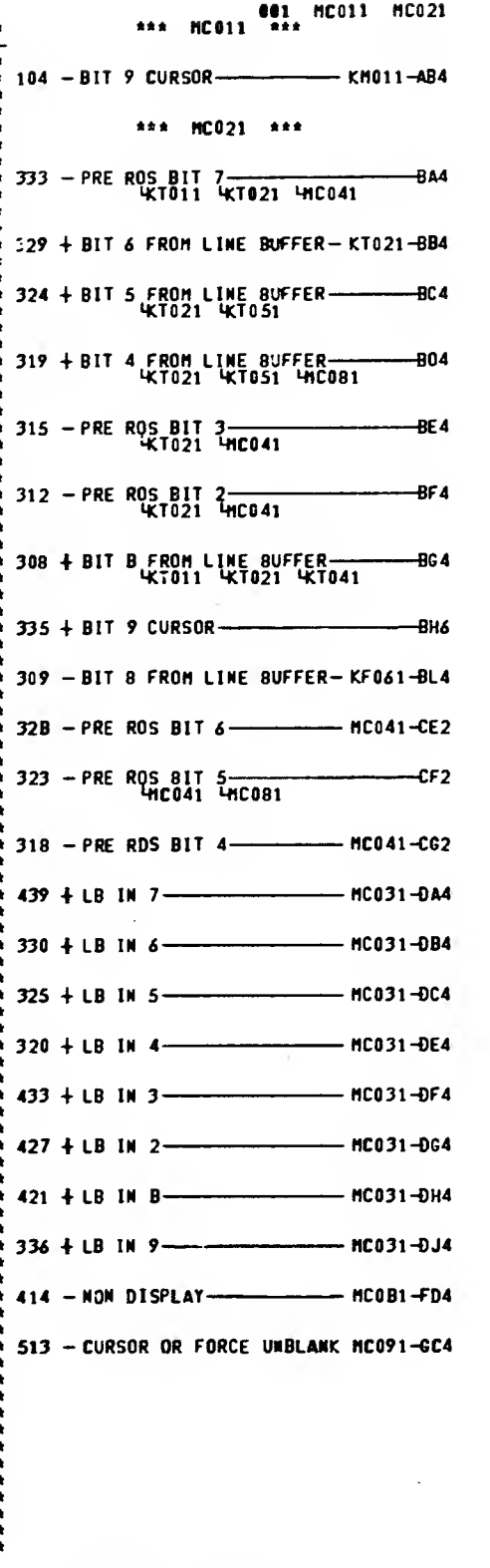
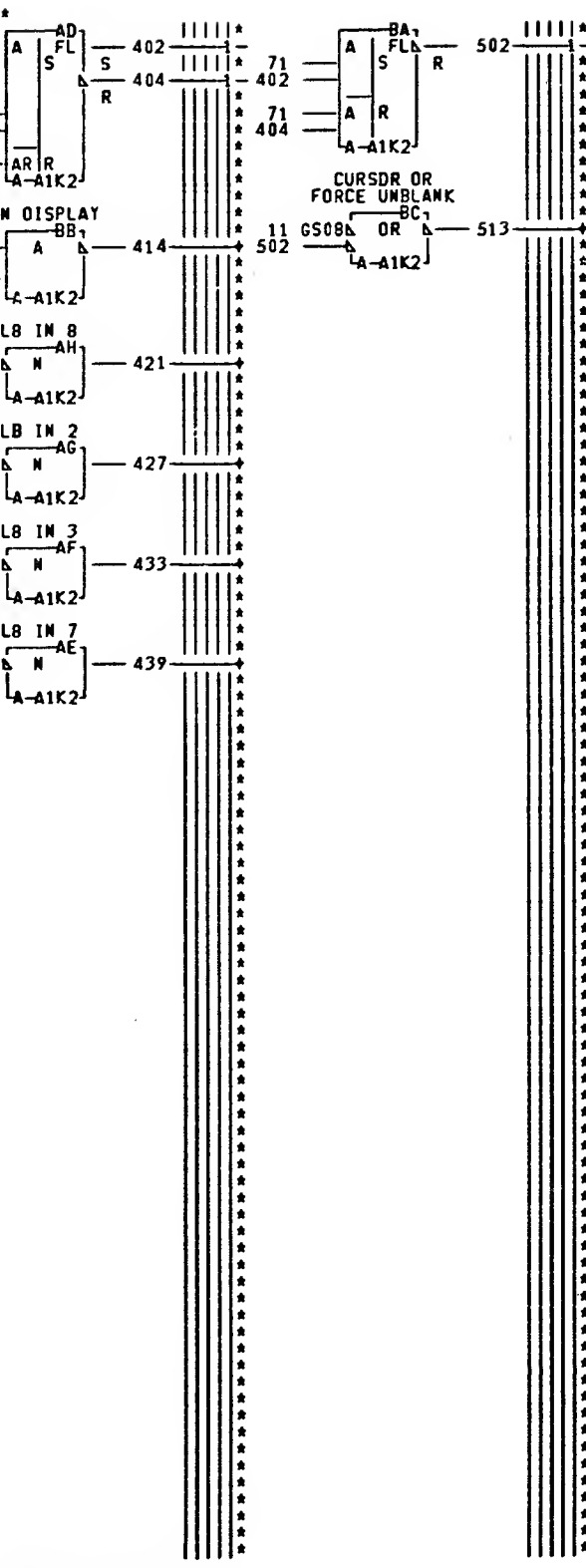
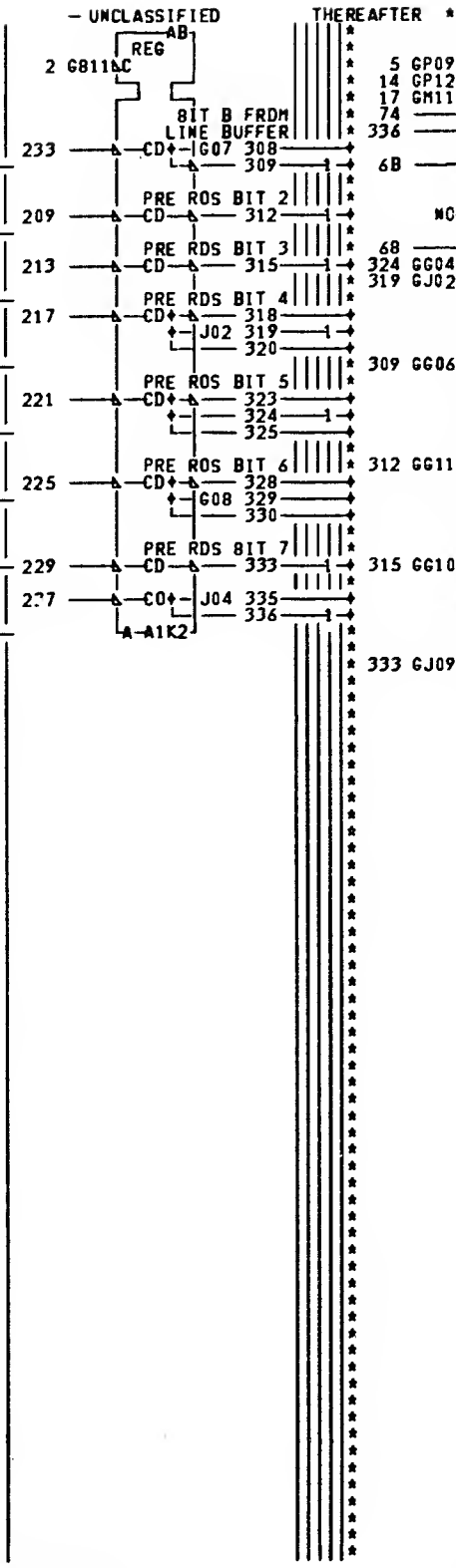
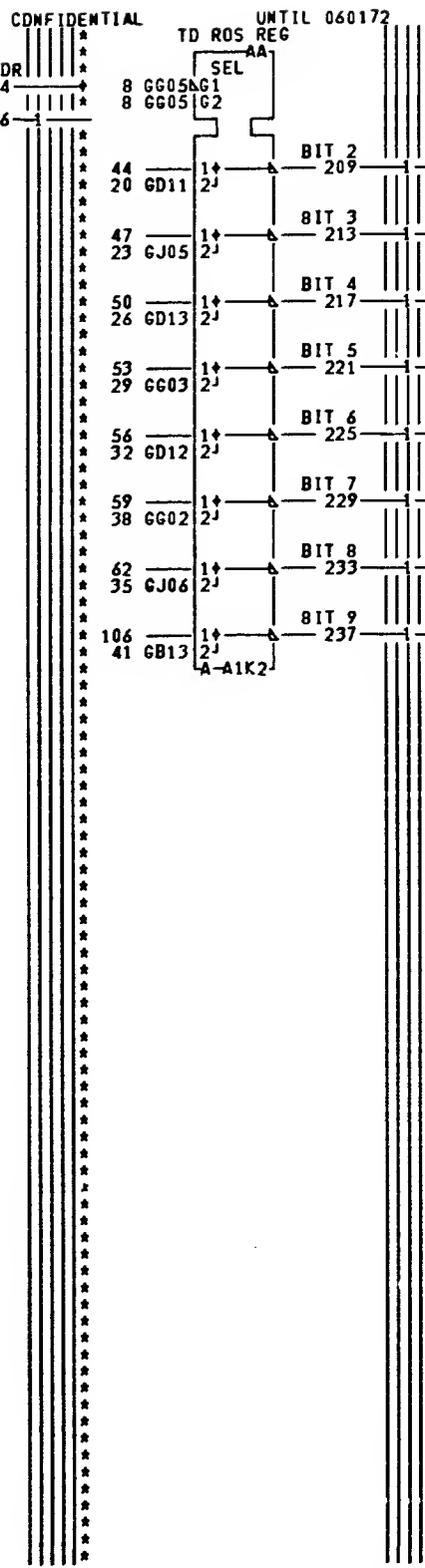
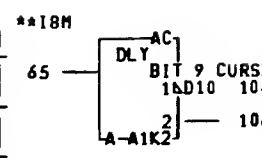
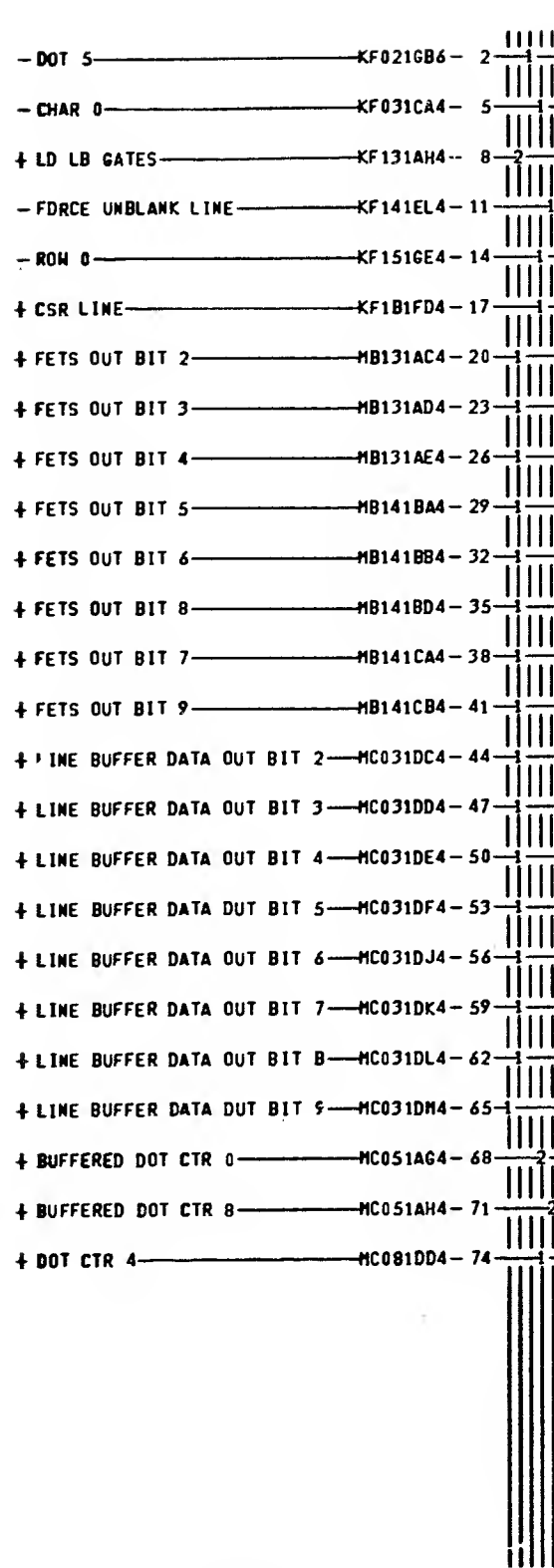
A.NOTE 1 FOR 1920 FORMAT  
SIM TO PN 1563780 EC 717946  
B.SIM TO PN 1563781 EC 717473

MB151  
MB161  
002

LOC. TYPE

PAGE VER EC LEV  
MB151 002 717946  
MB161 002 717473

REF 1920 BOARD WIRING	
-E.C.-HISTORY- 717473	C-NACH.3277
DATE LAST EC 00-11-72 717946	FRAME 01 MB151 IBM CORP.SDD MB161 P.N. 1B23802 002



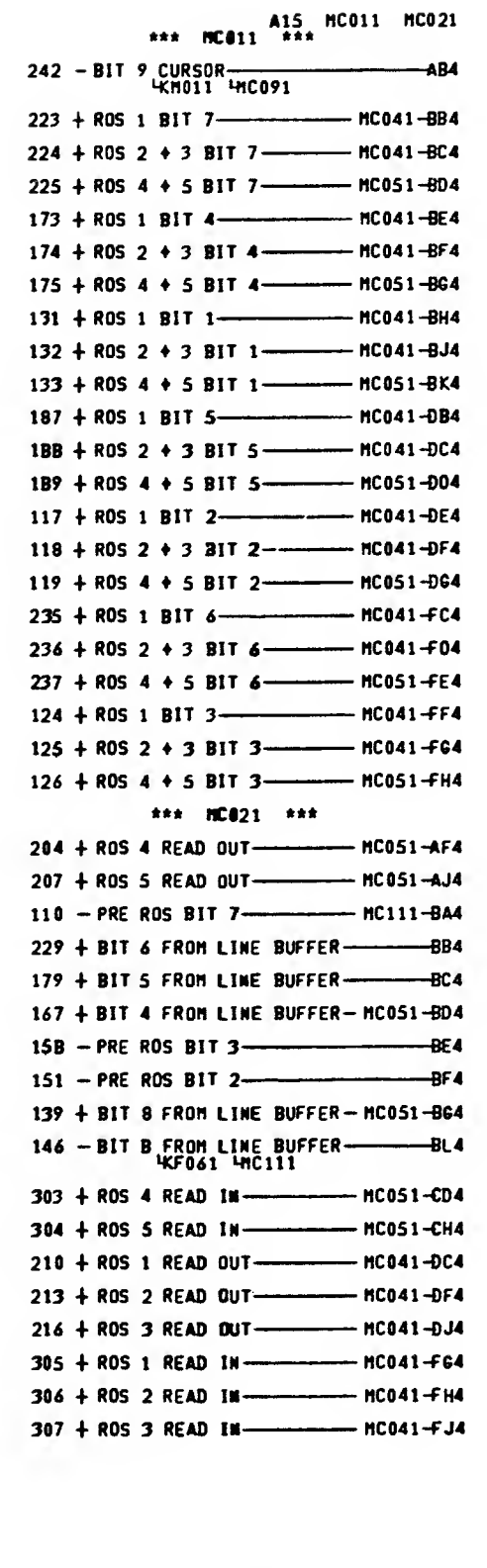

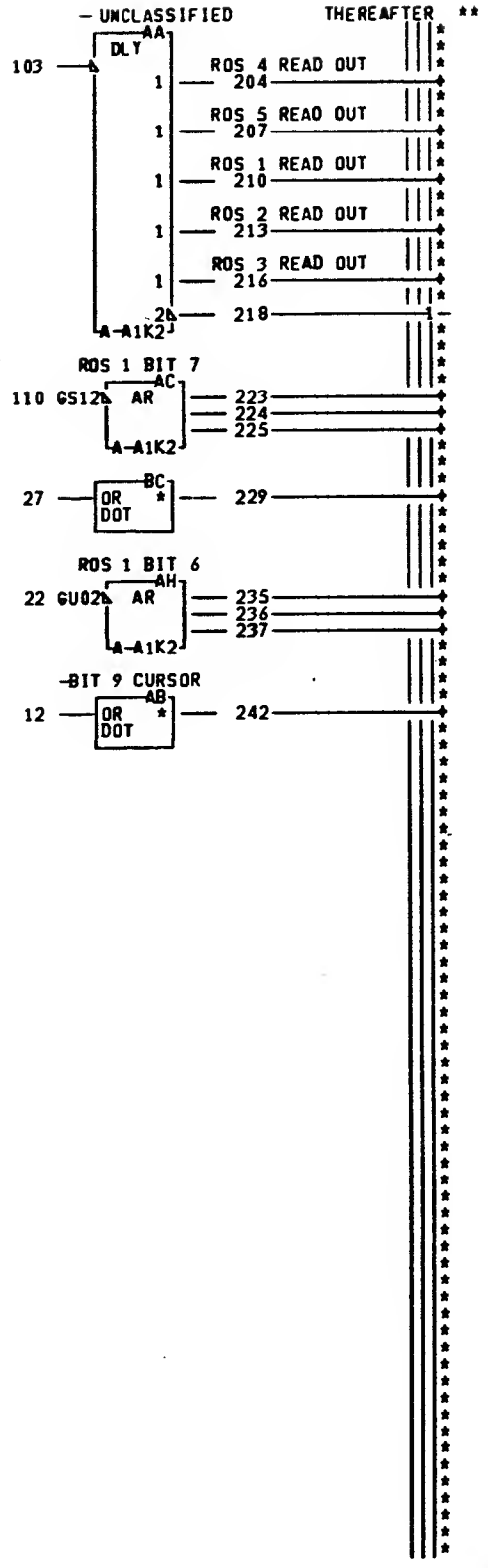
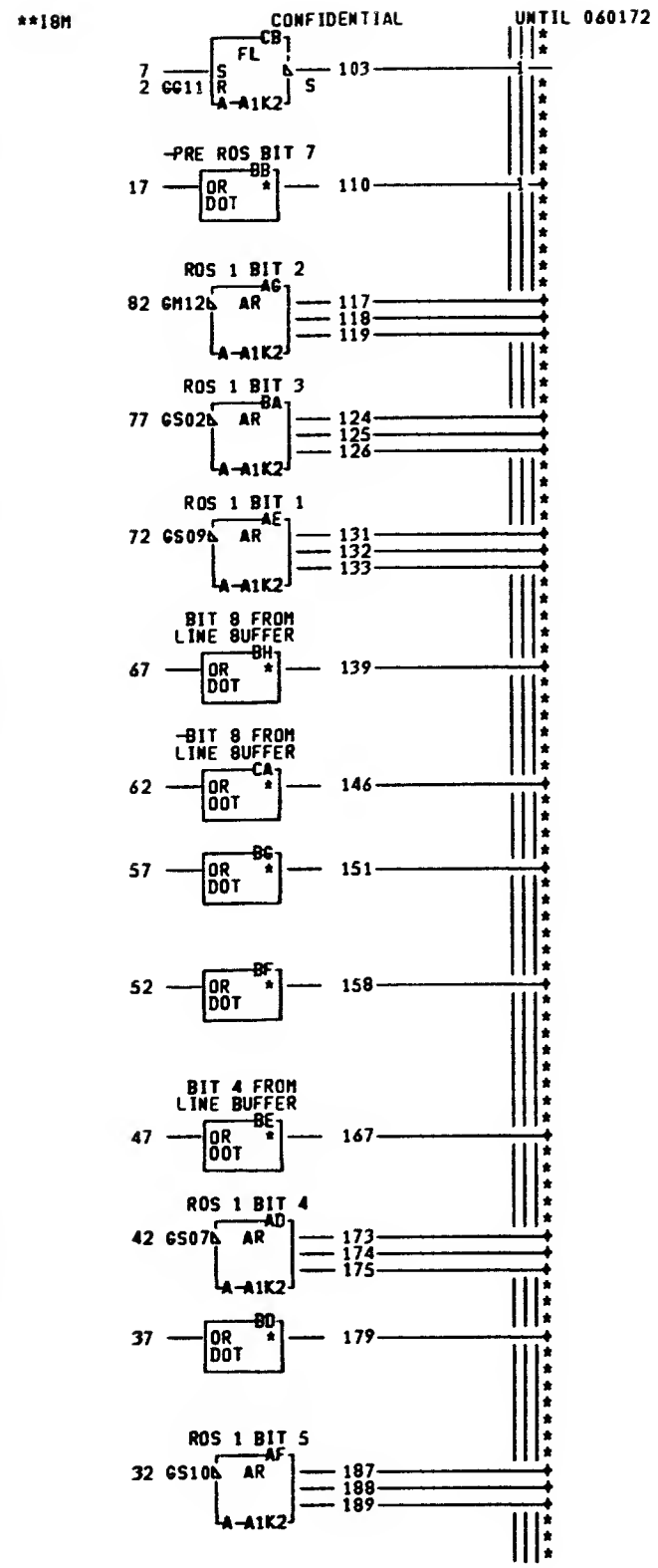
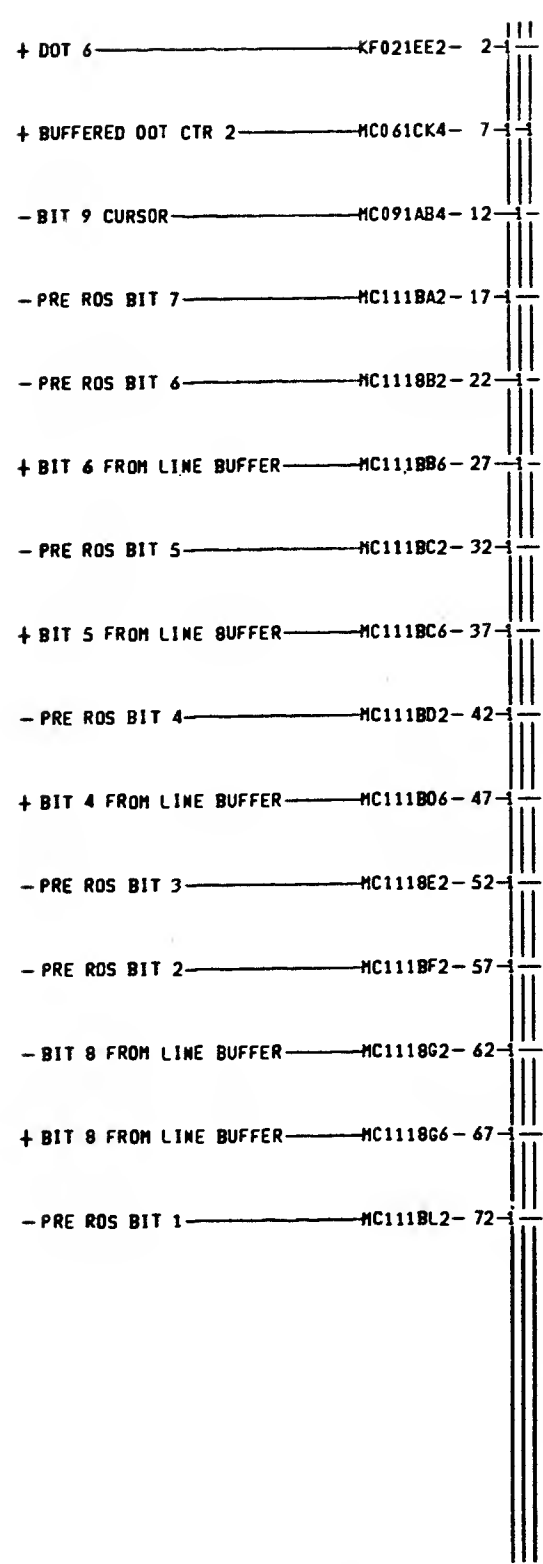
A. NOTE SEE REFERENCE PAGE ZZ101 FOR CHARACTER GENERATOR CARDS  
 B. NOTE SEE REFERENCE PAGE ZZ101 FOR CHARACTER GENERATOR CARDS  
 MC011 SIM TO PH 15637B3 EC 717946  
 MC021  
 001

LOC. TYPE  
 A-1K2 9070

PAGE VER EC LEV  
 MC011 000 717492  
 MC021 001 717946

LINE BUFFER + CHAR. GEN.		
E.C. HISTORY	C. MACH. 3277	
717473	FRAME 01	MC011
717492	IBM CORP. KM	MC021
DATE LAST EC	P.N. 1823804	001
88-05-72 717946		



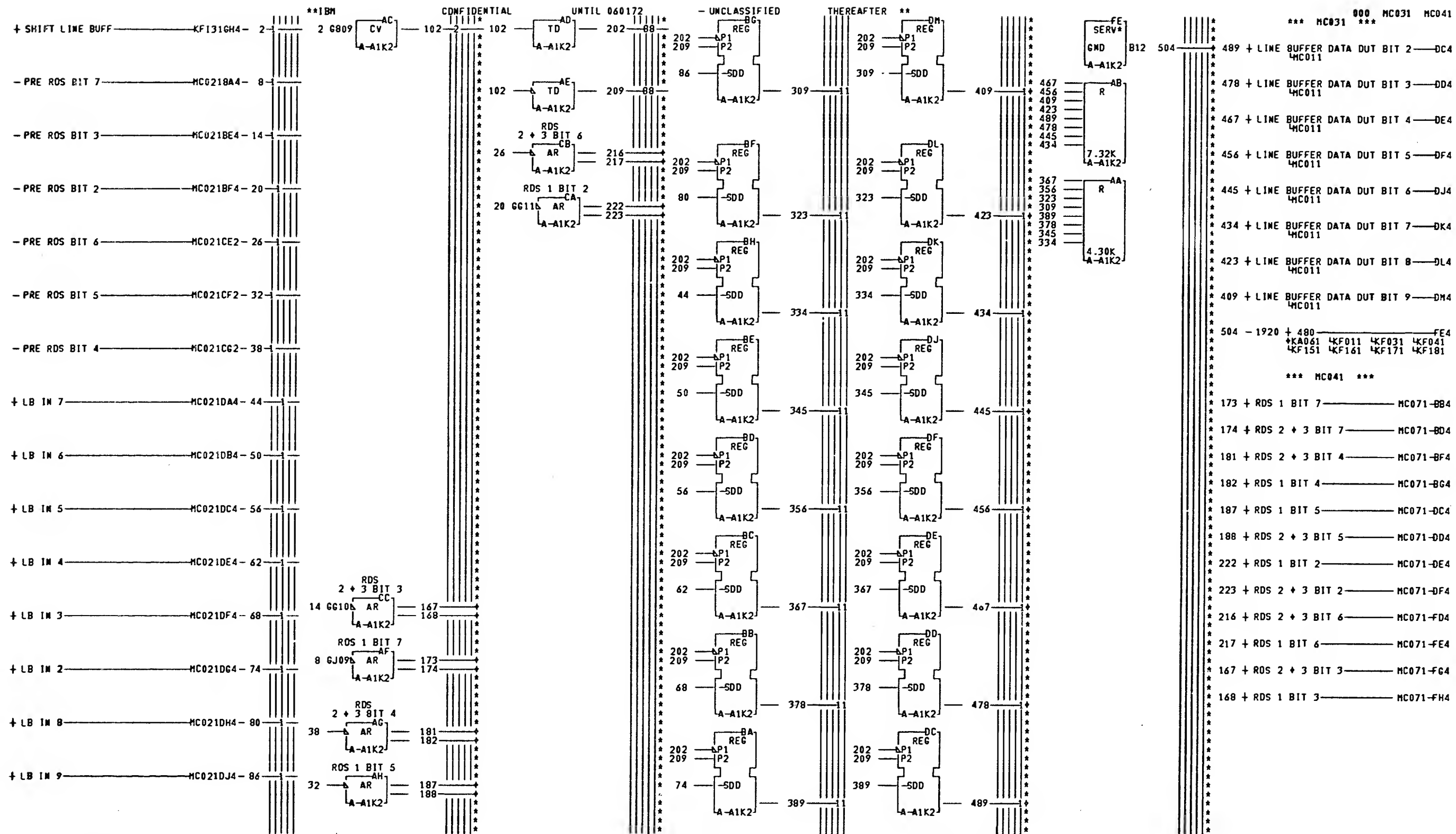


A. NOTE SEE REFERENCE PAGE Z7101 FOR CHARACTER GENERATOR CARDS.  
 SIM TO PN 1563782 EC 717492  
 B. SEE REFERENCE PAGE Z7101 FOR CHARACTER GENERATOR CARDS.  
 SIM TO PN 1563783 EC 717946  
 MC011  
 MC021  
 A15

LOC. TYPE  
 A-1K2 9123

PAGE VER EC LEV  
 MC011 005 718541  
 MC021 A15 718541

480 + 1920 CHAR. GEN.  
 KATAKANA OR EXTENDED CHAR SET  
 -E.C.-HISTORY-C-MACH.3277  
 717473  
 717492  
 717946  
 DATE LAST EC 10-02-72 718541  
 FRAME 01  
 IBM CORP.SDD  
 P.N. 1B23B10  
 MC011  
 MC021  
 A15

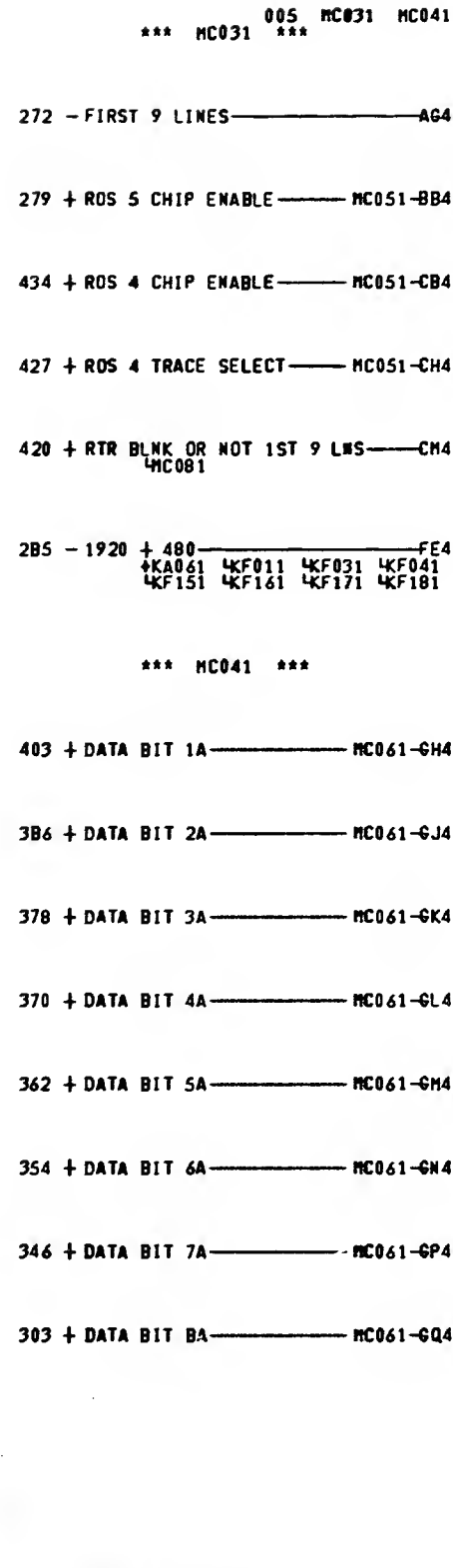
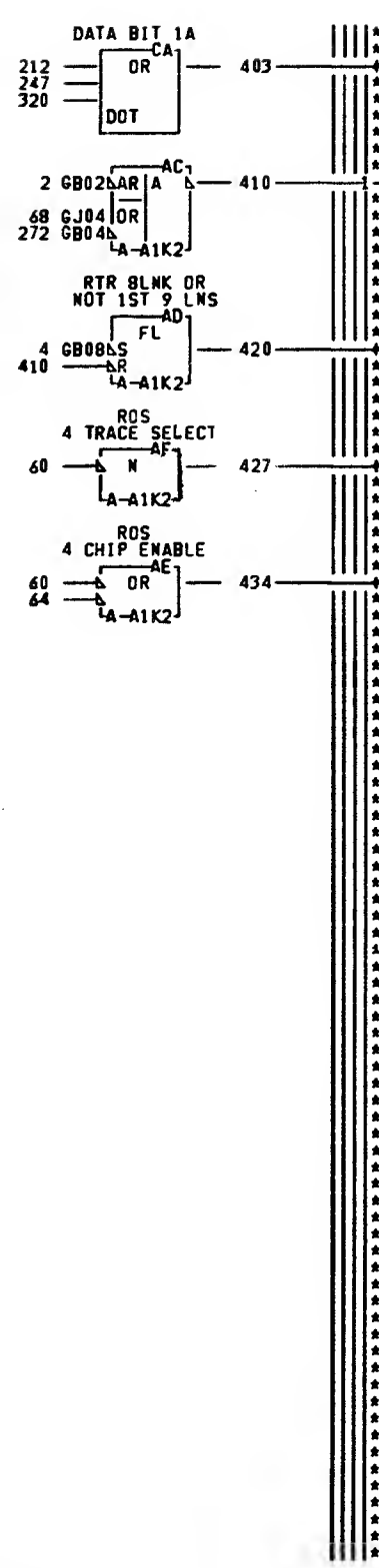
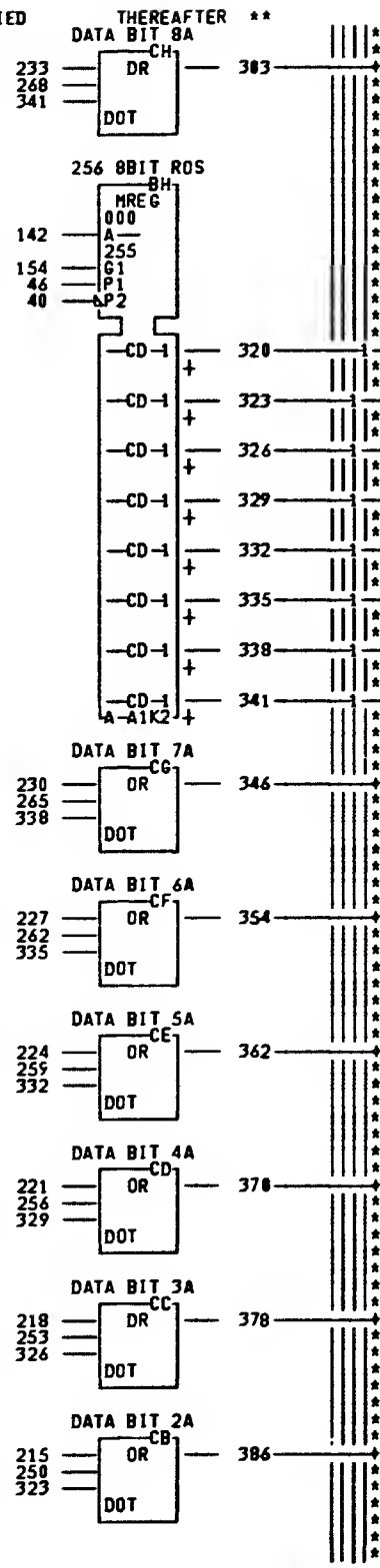
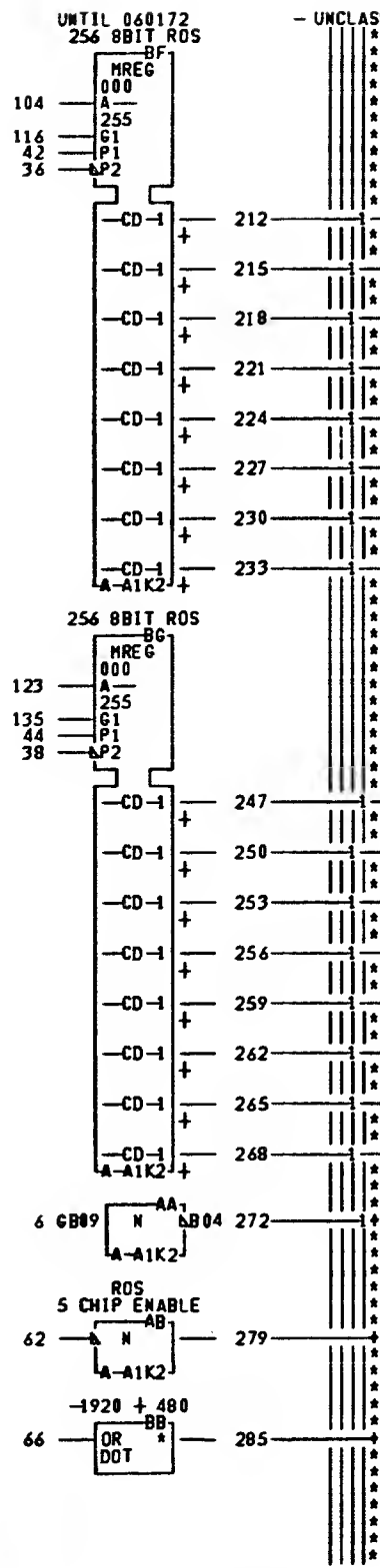
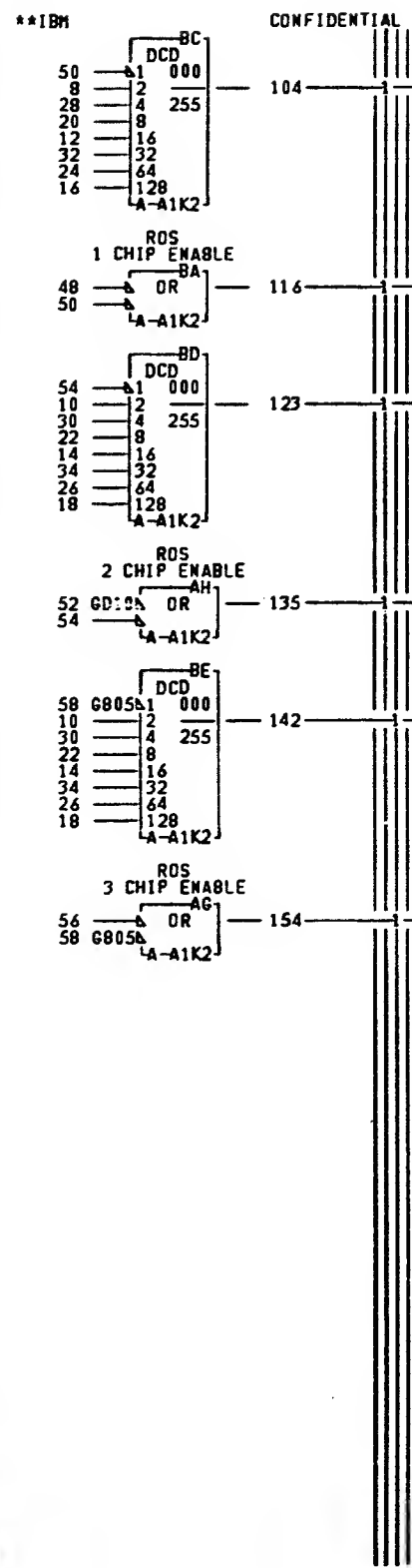
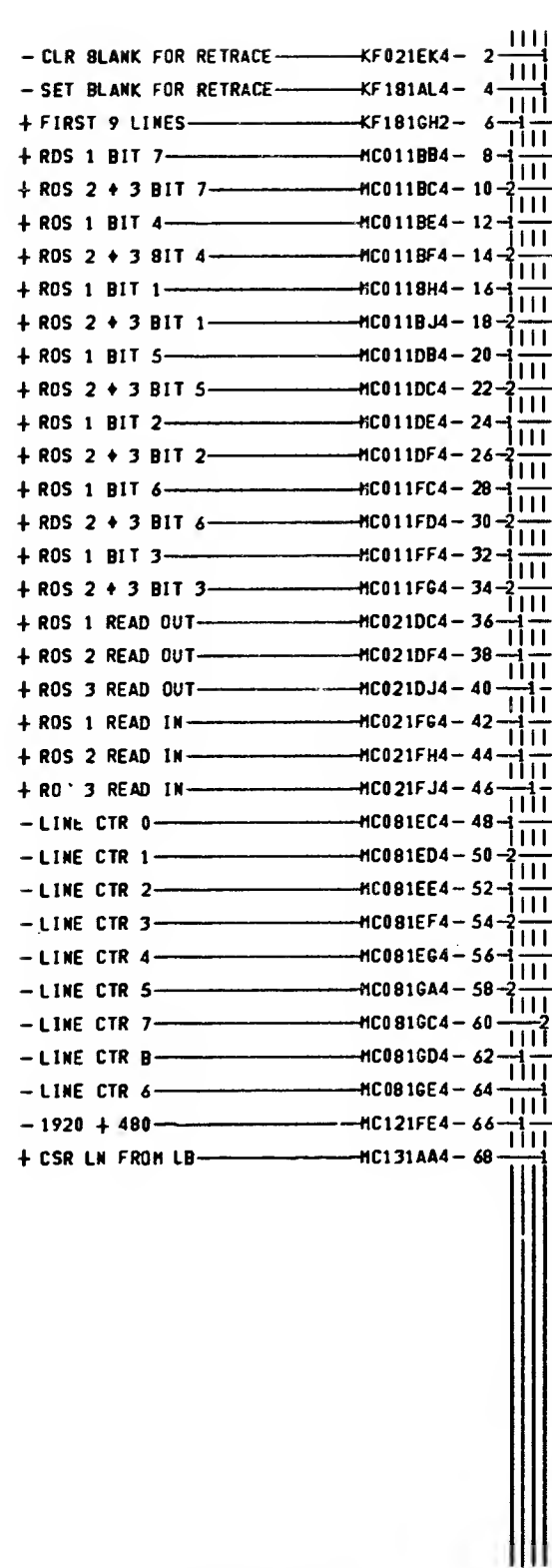


A. NOTE SEE REFERENCE PAGE  
 ZZ101 FDR CHARACTER GENERATOR  
 CARDS  
 B. NOTE SEE REFERENCE PAGE  
 ZZ101 FDR CHARACTER GENERATOR  
 CARDS  
 MC031  
 MC041  
 000

LDC. TYPE  
 A-A1K2 9070

PAGE VER EC LEV  
 MC031 000 717492  
 MC041 000 717946

LINE BUFFER + CHAR. GEN.			
-E.C.-HISTORY-	C-MACH.3277		
717473		FRAME 01	MC031
717492		IBN CORP.KM	MC041
DATE LAST EC		P.M. 1823811	000
08-05-72	717946		



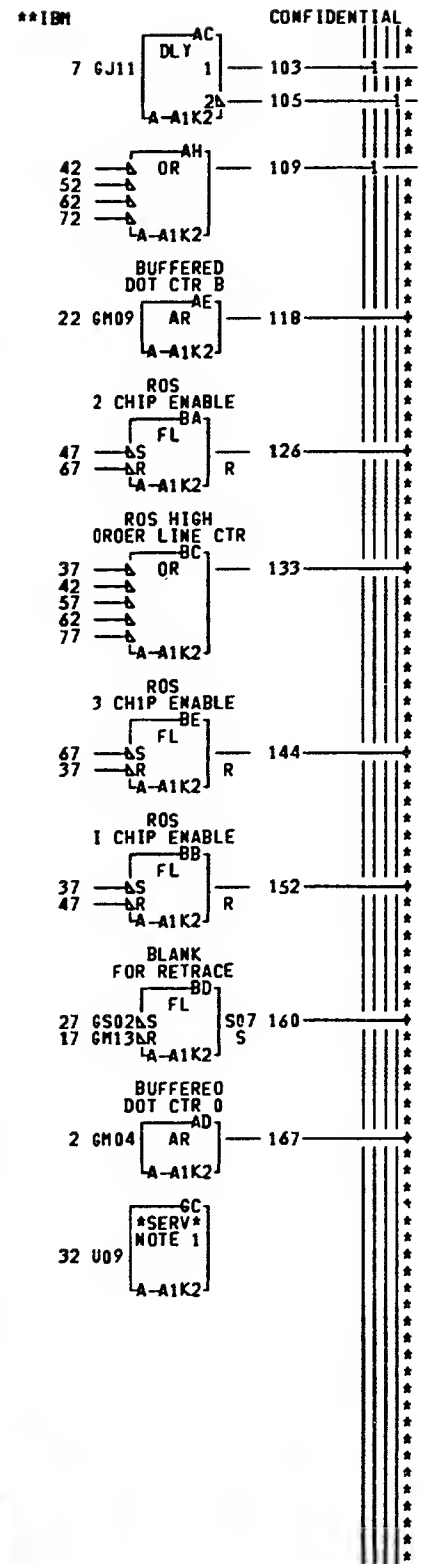
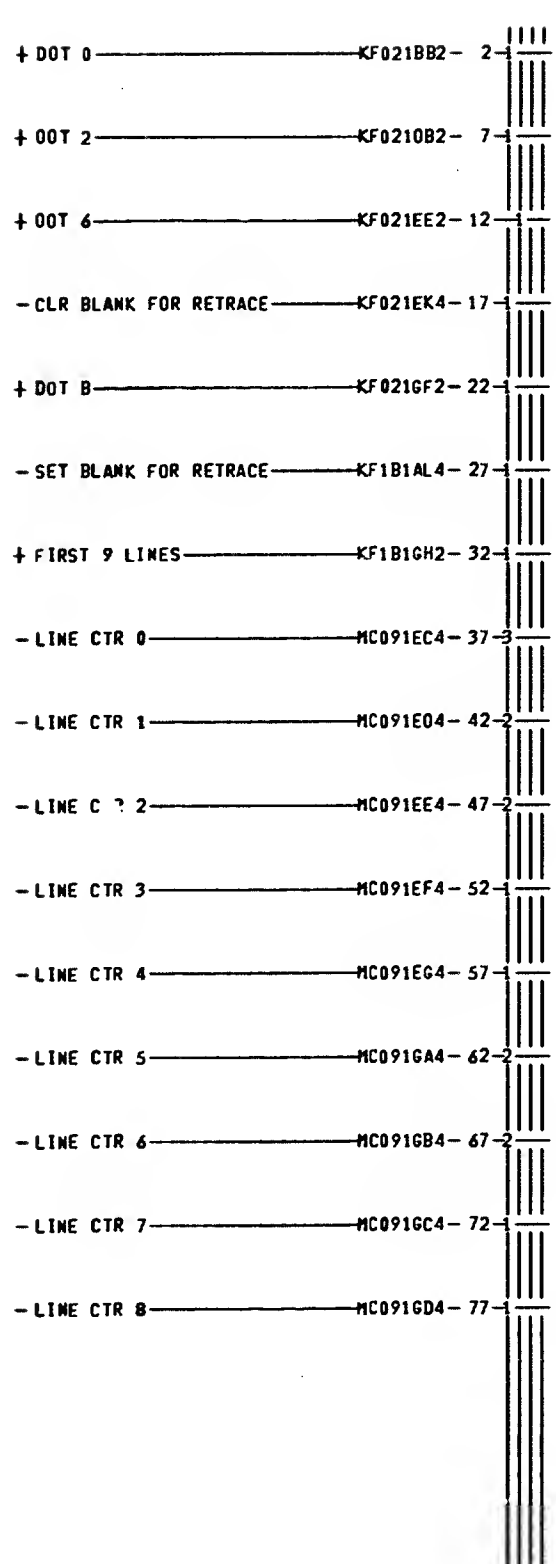
A.NOTE SEE REFERENCE PAGE  
ZZ101 FOR CHARACTER  
GENERATOR CARDS.  
SIM TO PN 1563784 EC 717492  
B.NOTE SEE REFERENCE PAGE  
ZZ101 FOR CHARACTER  
GENERATOR CARDS.  
SIM TO PN 1563785 EC 717946

005


LOC. TYPE  
A-A1K2 9123

PAGE VER EC LEV  
MC031 005 718541  
MC041 005 718541

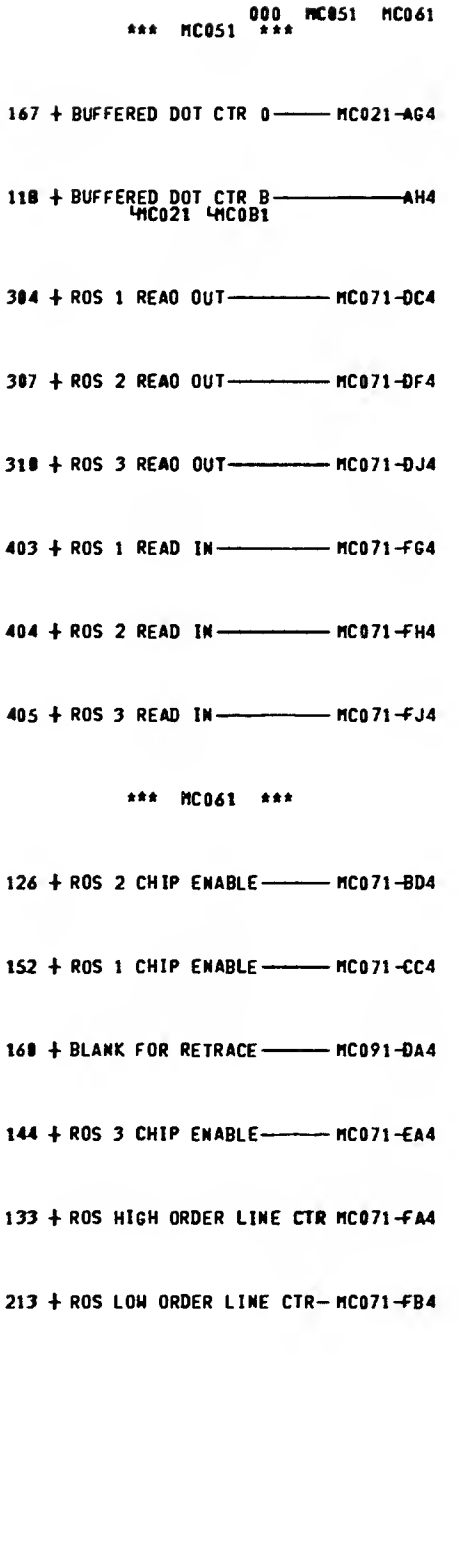


LINE BUFFER + CHAR. GEN.			
-E.C.-HISTORY-C MACH.3277			
717473	FRAME	81	MC031
717492			
717946			
DATE	LAST EC	IBM CORP.SOD	MC041
10-02-72	718541	P.N. 1B23813	005



CONFIDENTIAL



UNCLASSIFIED



000 MC051 MC061  
\*\*\* MC051 \*\*\*

\*\*\* MC061 \*\*\*

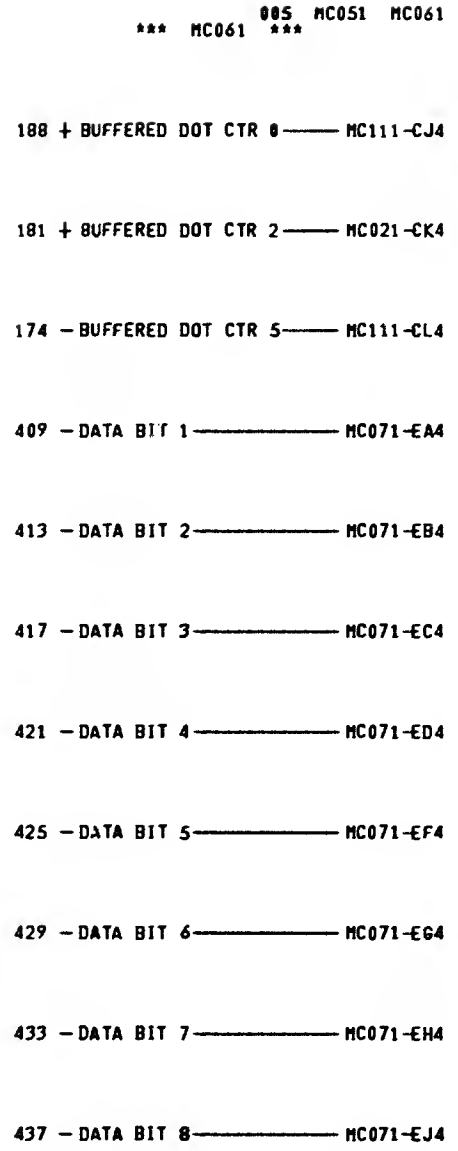
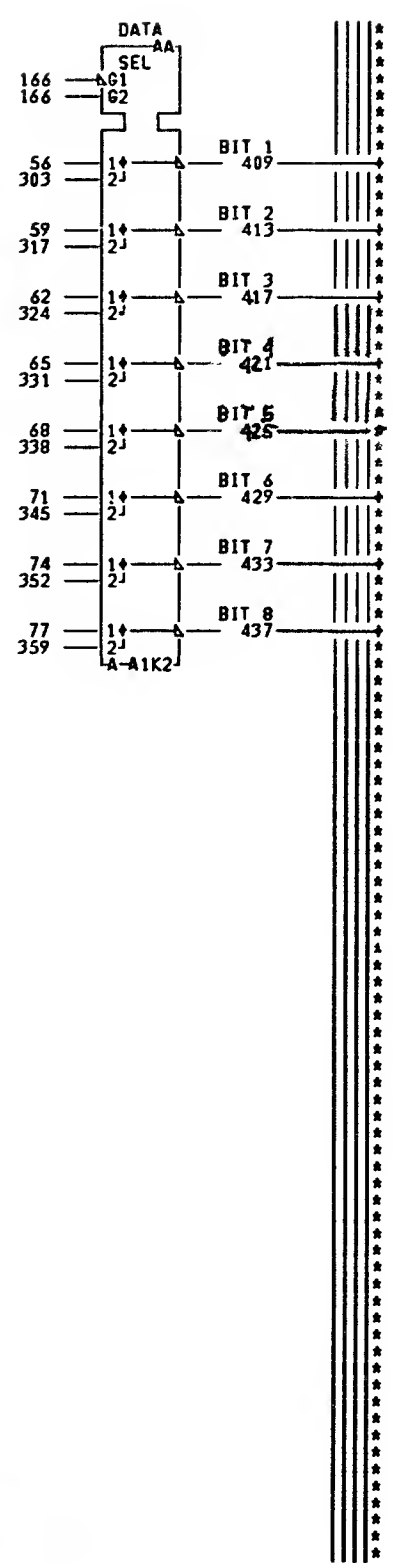
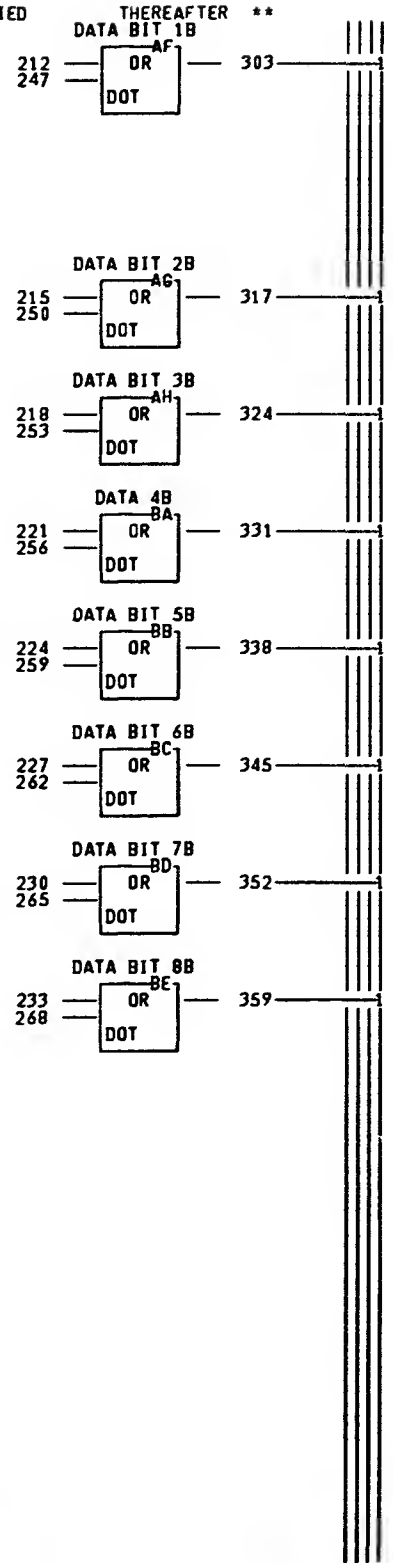
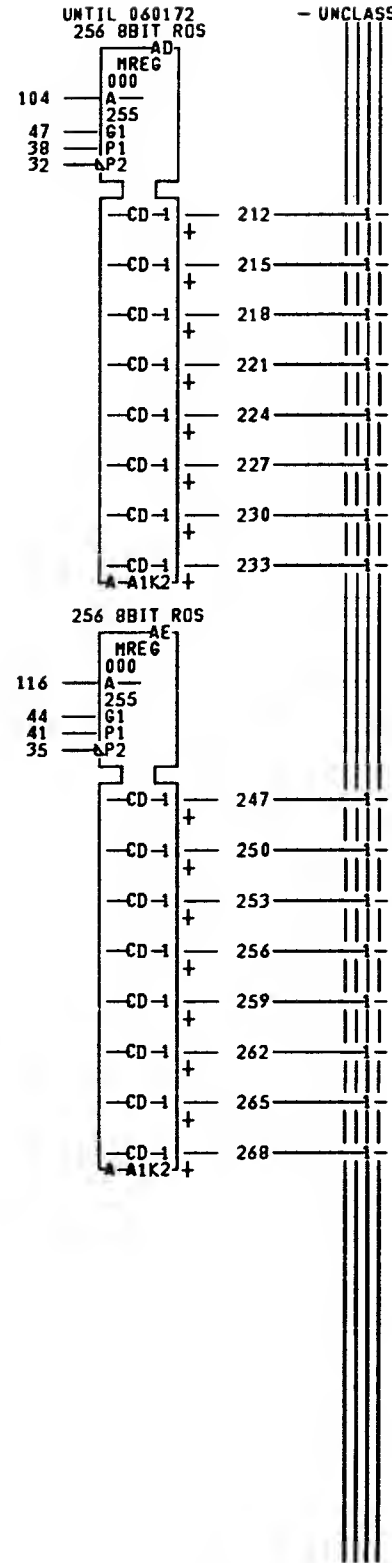

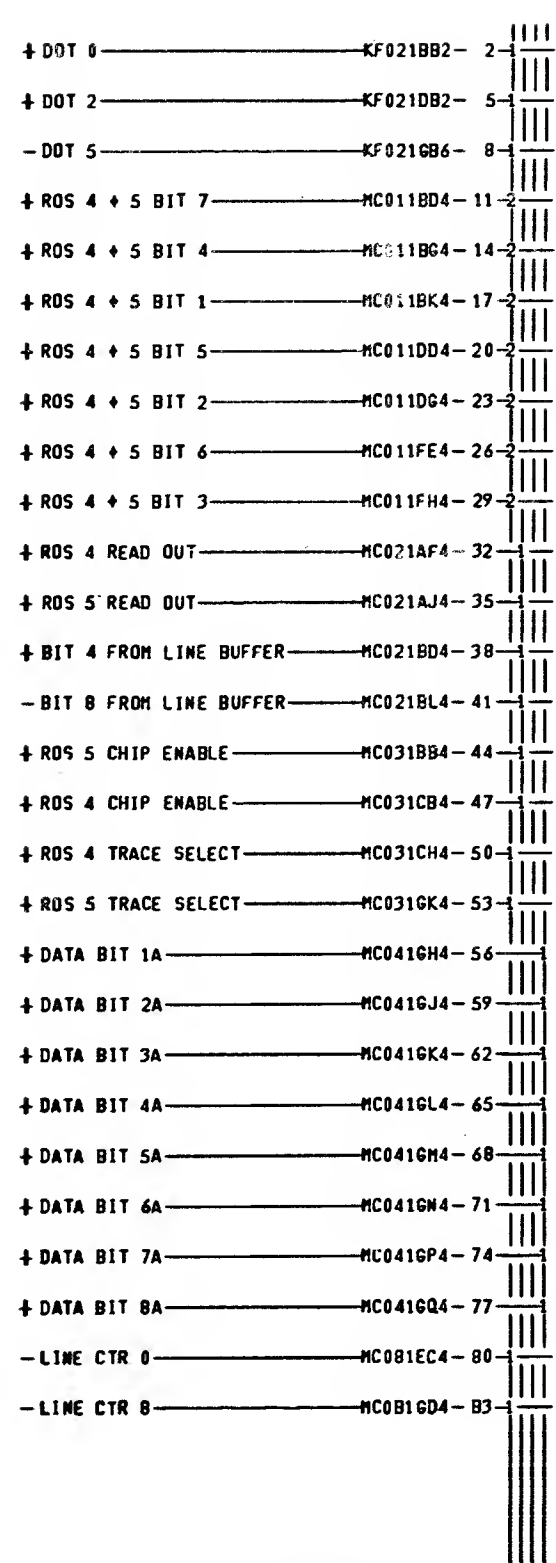
A. NOTE SEE REFERENCE PAGE ZZ101 FOR CHARACTER GENERATOR CARDS  
B. NOTE 2 SEE REFERENCE PAGE ZZ101 FOR CHARACTER GENERATOR CARDS

MC051  
MC061  
000

LOC. TYPE  
A-A1K2 9070

PAGE VER EC LEV  
MC051 000 717492  
MC061 000 717492

LINE BUFFER + CHAR. GEN.		
-E.C.-HISTORY-C-MACH.3277 717473		
DATE	LAST EC	IBM CORP.KM
06-01-72	717492	P.N. 1B23B16
		MC051
		MC061
		000



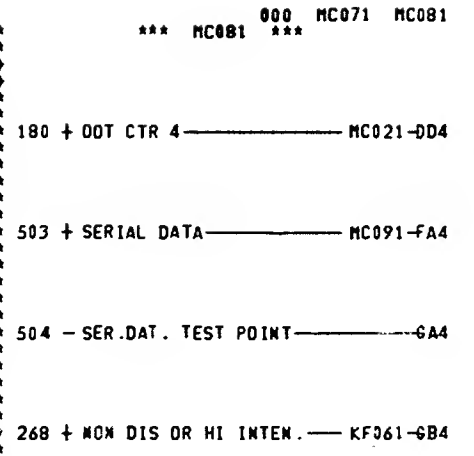

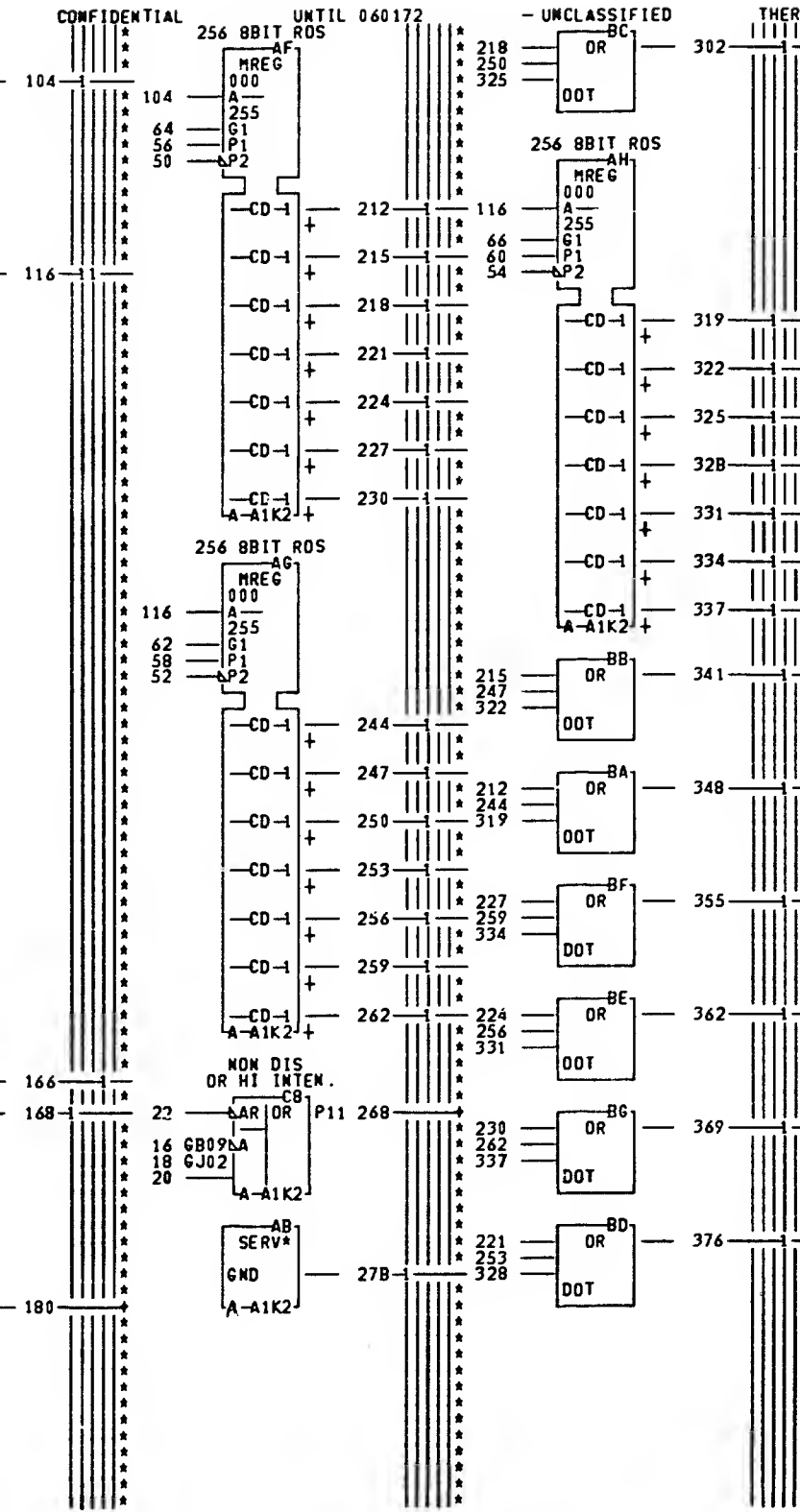
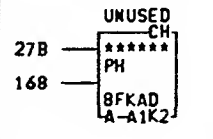
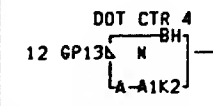
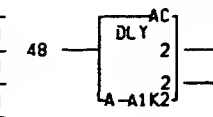
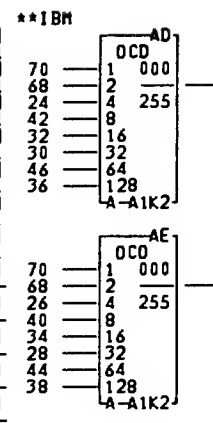
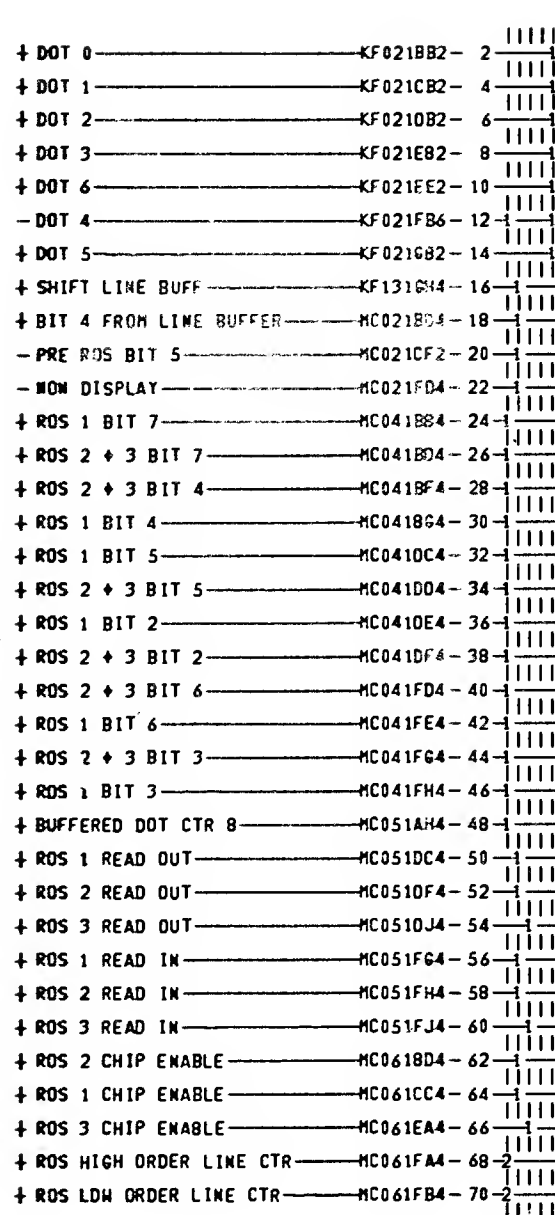
005 MC051 MC061  
\*\*\* MC061 \*\*\*

A. NOTE SEE REFERENCE PAGE Z2101 FOR CHARACTER GENERATOR CARDS.  
SIM TO PM 1563786 EC 717492  
B. NOTE SEE REFERENCE PAGE Z2101 FOR CHARACTER GENERATOR CARDS.  
SIM TO PM 1563787 EC 717492  
MC051  
MC061  
005

LOC. TYPE  
A-A1K2 9123

PAGE VER EC LEV  
MC051 005 718541  
MC061 005 718541

480 + 1920 CHAR. GEN. KATAKANA OR EXTENDED CHAR SET -E.C.-HISTORY-C-MACH.3277		
717473	FRAME 01	MC051
717492		
717946		
DATE LAST EC	IBM CORP.-SDD	MC061
10-02-72 718541	P.N. 1823818	005



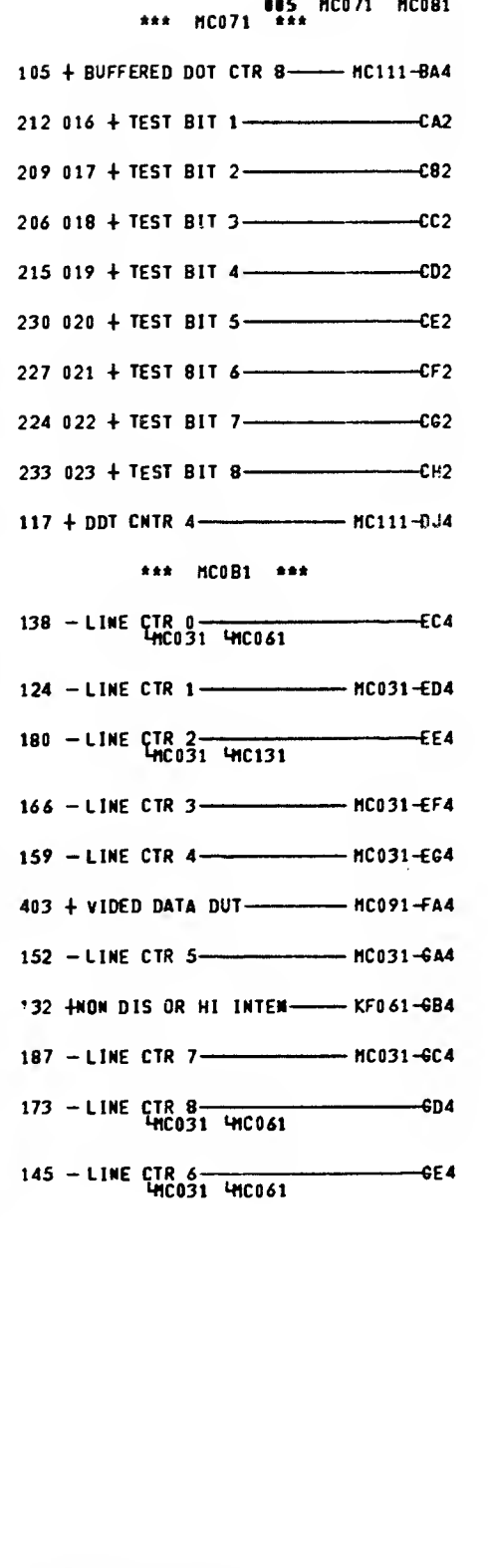


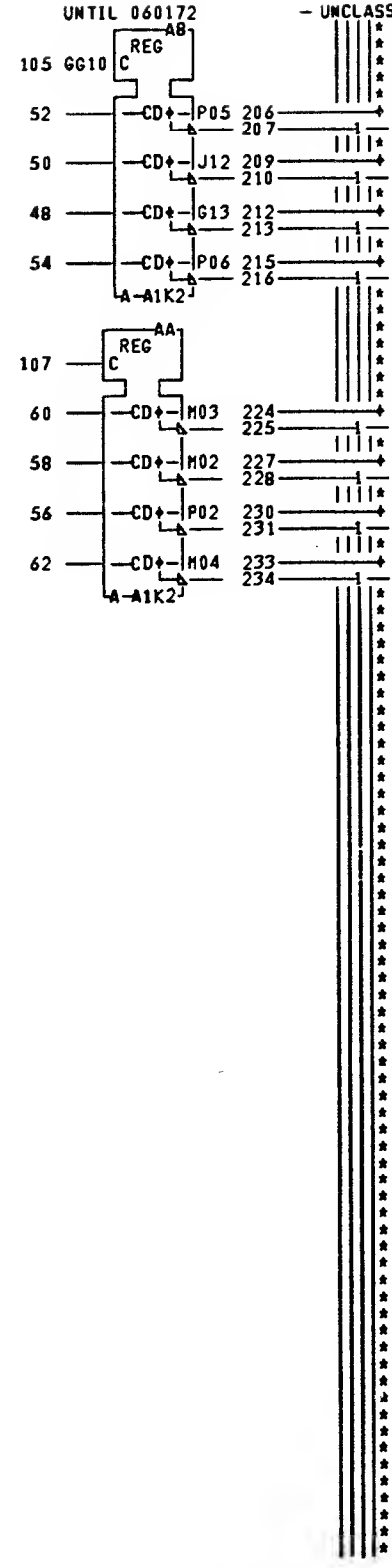
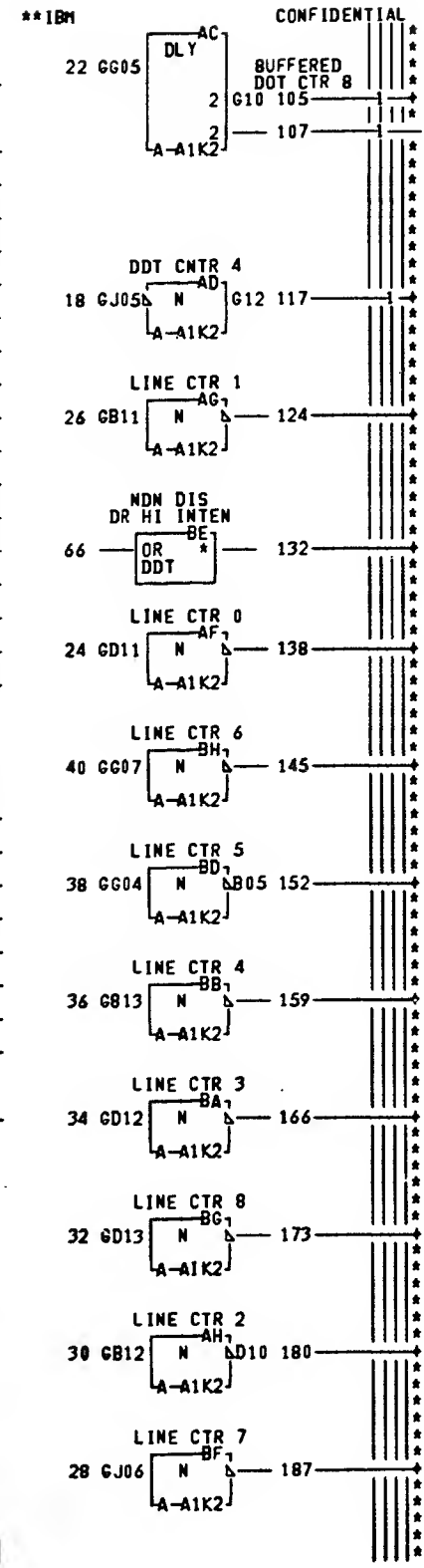
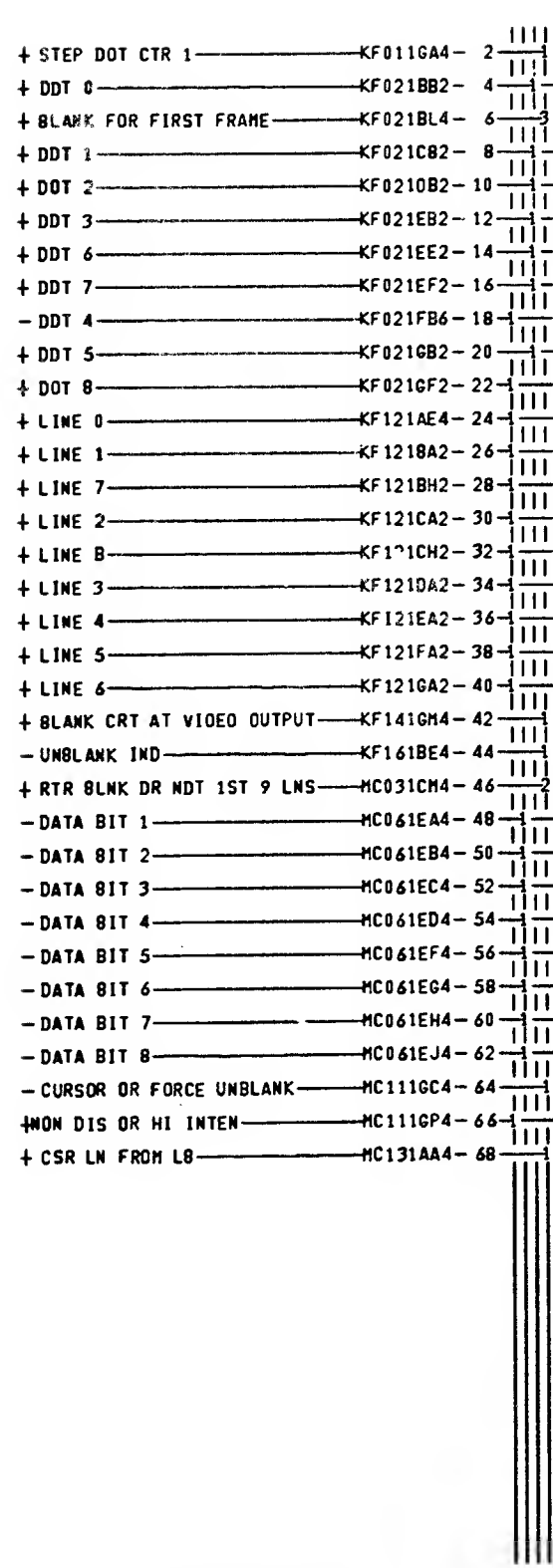
000 MC071 MC081  
\*\*\* MC081 \*\*\*

A. NOTE SEE REFERENCE PAGE ZZ101 FOR CHARACTER GENERATOR CARDS  
B. NOTE SEE REFERENCE PAGE ZZ101 FOR CHARACTER GENERATOR CARDS  
MC071  
MC081  
000

LOC. TYPE  
A-A1K2 9070

PAGE VER EC LEV  
MC071 000 717492  
MC081 000 717946

LINE BUFFER + CHAR. GEN.			
-E.C.-HISTORY- C-MACH.3277			
717473	FRAME	01	MC071
717492	IBN CORP.KN		MC081
DATE	LAST EC		
08-05-72	717946	P.N. 1823821	000



A.NOTE SEE REFERENCE PAGE ZZ101 FOR CHARACTER GENERATOR CARDS.  
 SIM TO PM 1563788 EC 717492  
 MC071 B.NOTE SEE REFERENCE PAGE ZZ101 FOR CHARACTER GENERATOR CARDS.  
 SIM TO PM 1563789 EC 717946  
 MC081  
 005

LOC. TYPE  
 A-A1K2 9123

PAGE VER EC LEV  
 MC071 005 718541  
 MC081 005 718541

480 + 1920 CHAR. GEN. KATAKANA OR EXTENDED CHAR SET -E.C.-HISTORY-C-MACH.3277 717473 716959 717492 717946 DATE LAST EC 10-02-72 718541	FRAME 01 IBM CDRP.KN P.N. 1823823	MC071 MC081 005
--	---	-----------------------

\*\*IBM

CONFIDENTIAL

UNTIL 060172

- UNCLASSIFIED THEREAFTER \*\*

000 MC091 MC091

+ STEP DOT CTR 1 ——— KF0116A4 — 2—

+ BLANK FOR FIRST FRAME ——— KF0218L4 — 7—

+ LINE 0 ——— KF121AE4 — 12—

+ LINE 1 ——— KF121BA2 — 17—

+ LINE 7 ——— KF1218H2 — 22—

+ LINE 2 ——— KF121CA2 — 27—

+ LINE 8 ——— KF121CH2 — 32—

+ LINE 3 ——— KF1210A2 — 37—

+ LINE 4 ——— KF121EA2 — 42—

+ LINE 5 ——— KF121FA2 — 47—

+ LINE 6 ——— KF121GA2 — 52—

+ BLANK CRT AT VIDEO OUTPUT ——— KF141GM4 — 57—

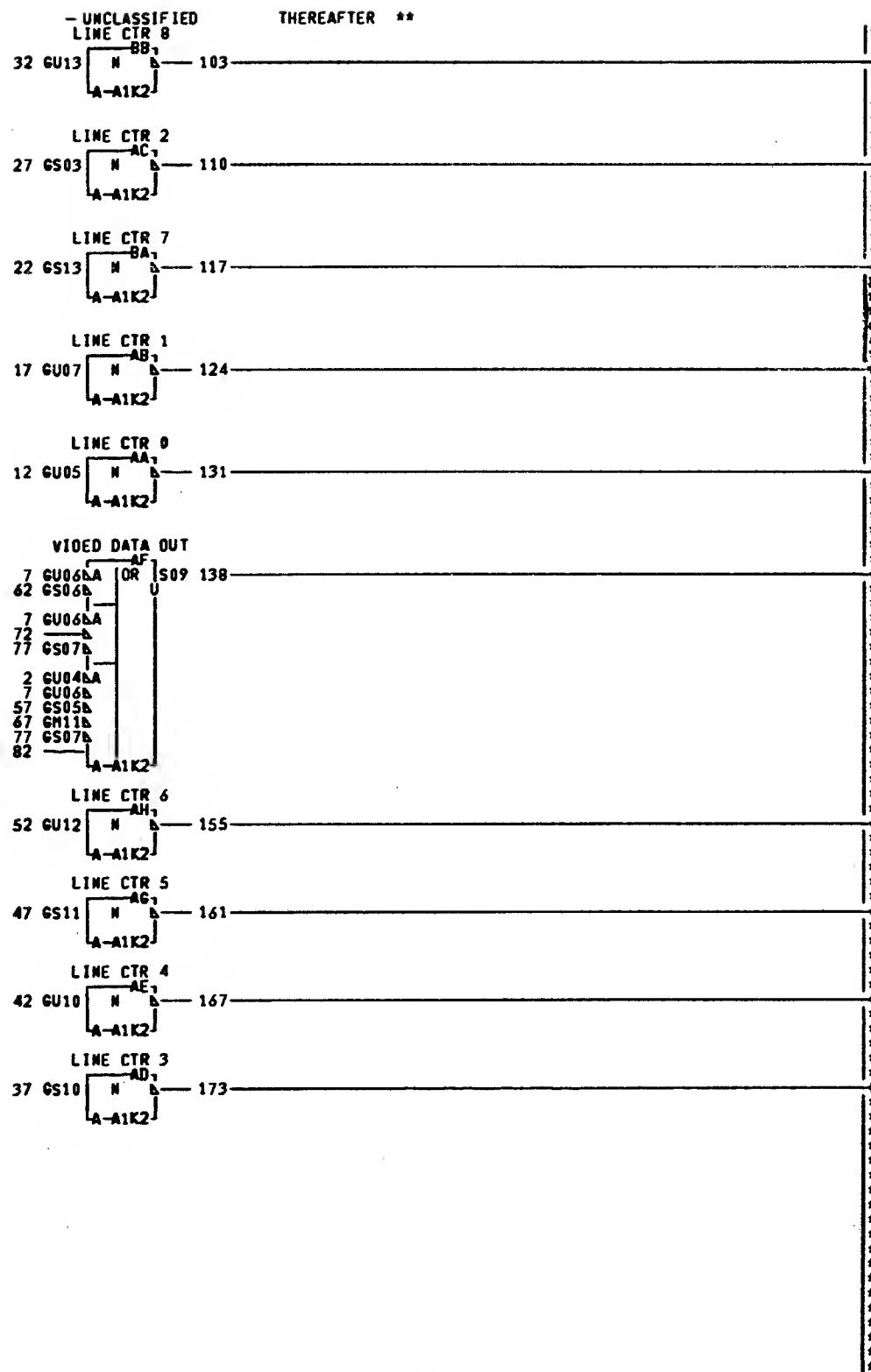
- UNBLANK IND ——— KF161BE4 — 62—

+ CSR LINE ——— KF181F04 — 67—

- CURSOR OR FORCE UNBLANK ——— MC021GC4 — 72—

+ BLANK FOR RETRACE ——— MC0610A1 — 77—

+ SERIAL DATA ——— MC081FA4 — 82—



131 - LINE CTR 0 ——— MC061-EC4

124 - LINE CTR 1 ——— MC061-E04

110 - LINE CTR 2 ——— MC061-EE4

173 - LINE CTR 3 ——— MC061-EF4

167 - LINE CTR 4 ——— MC061-EG4

138 + VIDEO DATA OUT ——— KF201-FA4

161 - LINE CTR 5 ——— MC061-6A4

155 - LINE CTR 6 ——— MC061-6B4

117 - LINE CTR 7 ——— MC061-6C4

103 - LINE CTR 8 ——— MC061-6D4

A: NOTE SEE REFERENCE PAGE  
22101 FOR CHARACTER GENERATOR  
CARDS

LOC. TYPE  
A-A1K2 9070

PAGE VER EC LEV  
MC091 000 717946

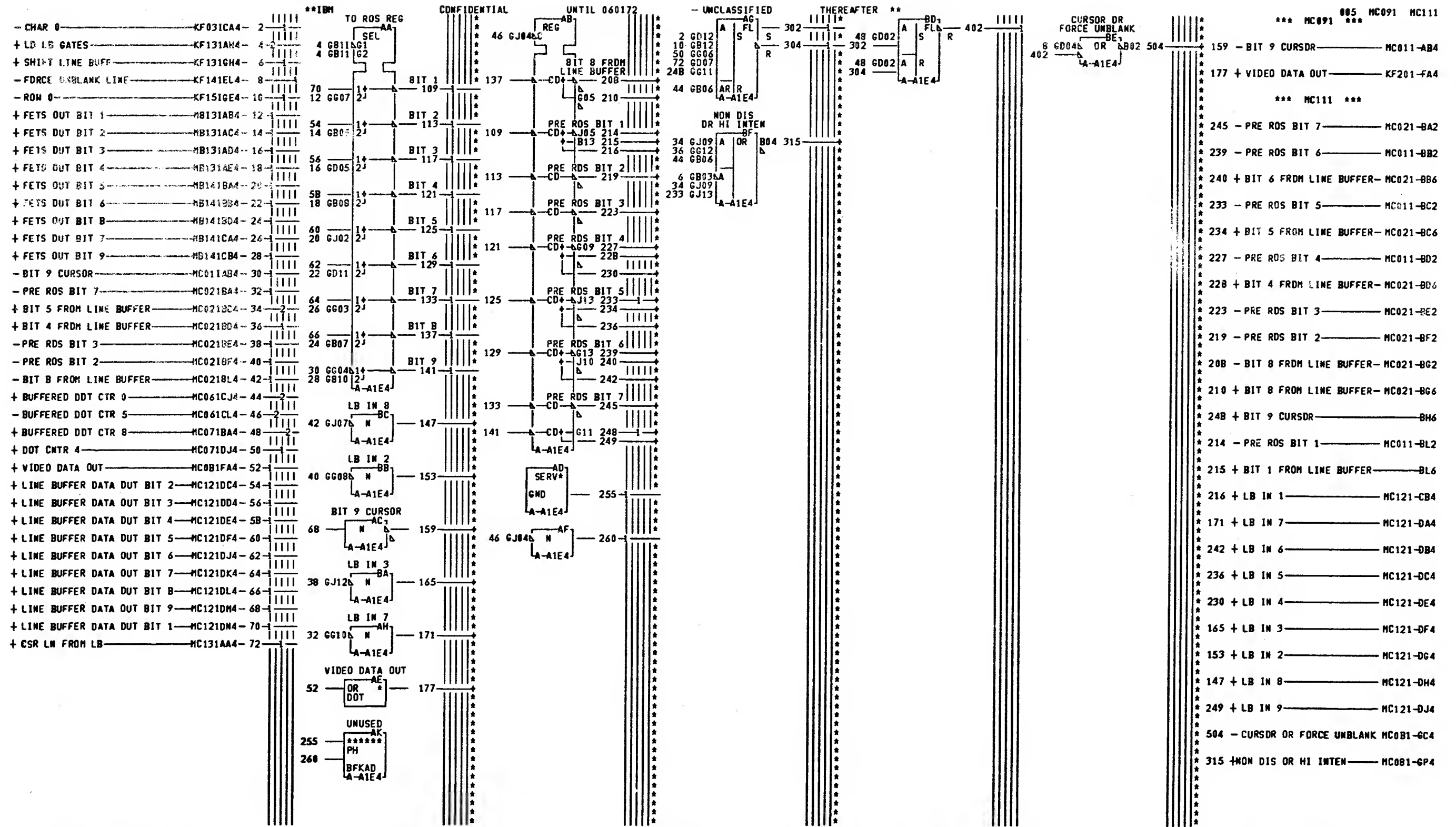
MC091

MC091

000

LINE BUFFER + CHAR. GEN.			
-E.C.-HISTORY-		C-MACH.3277	
717473		FRAME	01 MC091
717492		IBN CORP.KN	MC091
DATE	LAST EC	P.N.	1823826 000
08-05-72	717946		





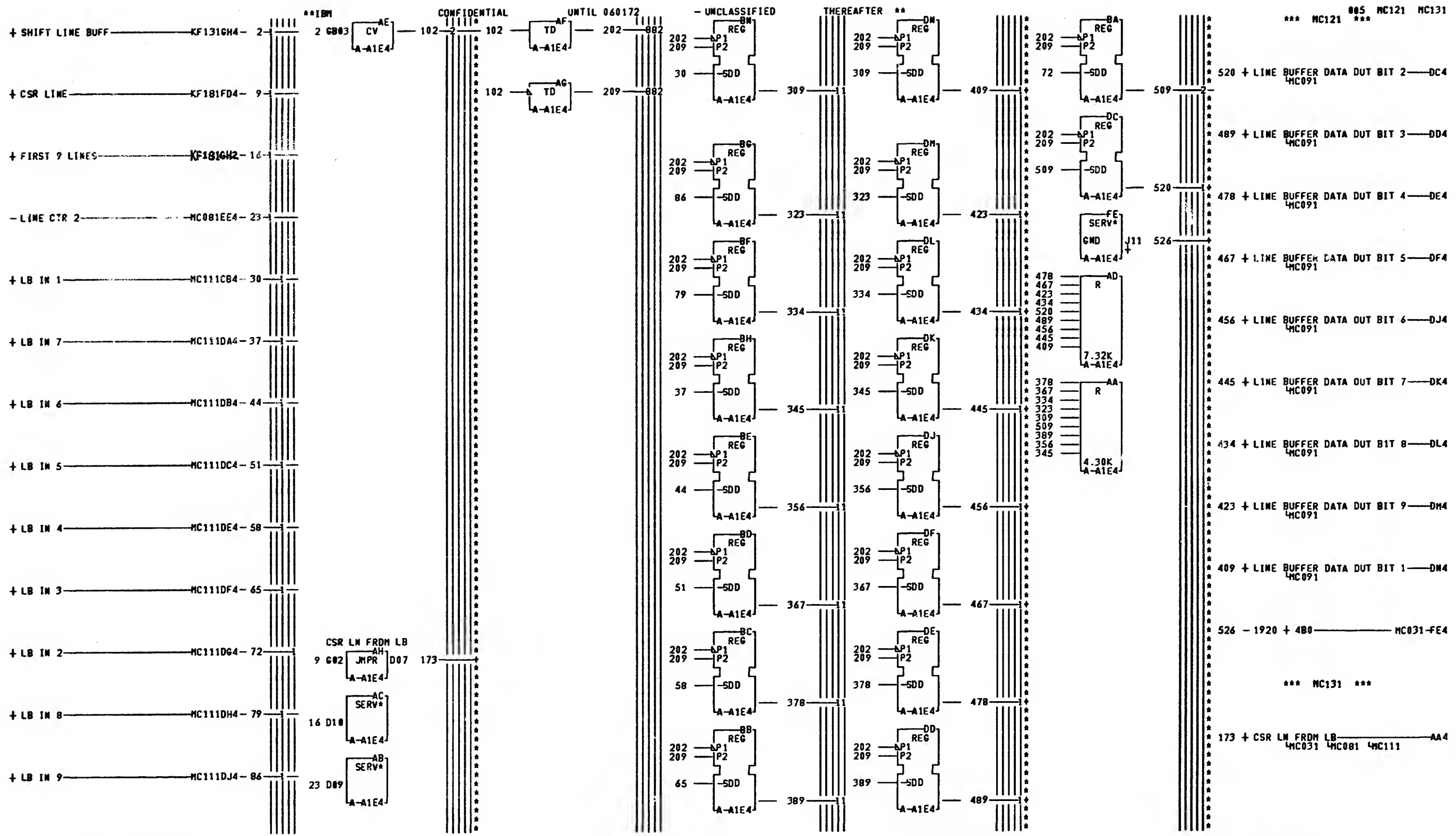
A. NOTE SEE REFERENCE PAGE  
 ZZ181 FOR CHARACTER  
 GENERATOR CARDS.  
 SIM TO PN 1563790 EC 717946  
 B. NOTE SEE REFERENCE PAGE  
 ZZ181 FOR CHARACTER  
 GENERATOR CARDS.

MC091  
 MC111  
 005

LOC. TYPE  
 A-A1E4 2227

PAGE VER EC LEV  
 MC091 005 717946  
 MC111 005 717946

LINE BUFFER + CHAR. GEN.	
-E.C.-HISTORY- 717473 716959 717492	C-MACH.3277 FRAME 01 MC091 IBM CORP.SDD MC111 DATE LAST EC 08-05-72 717946 P.N. 1023020 005



A.NOTE SEE REFERENCE PAGE ZZ101 FOR CHARACTER GENERATOR CARDS.  
 B.NOTE SEE REFERENCE PAGE ZZ101 FOR CHARACTER GENERATOR CARDS.  
 MC121  
 MC131  
 005

LDC TYPE A-A1E4 2227  
 PAGE VER EC LEV  
 MC121 005 717946  
 MC131 005 717492

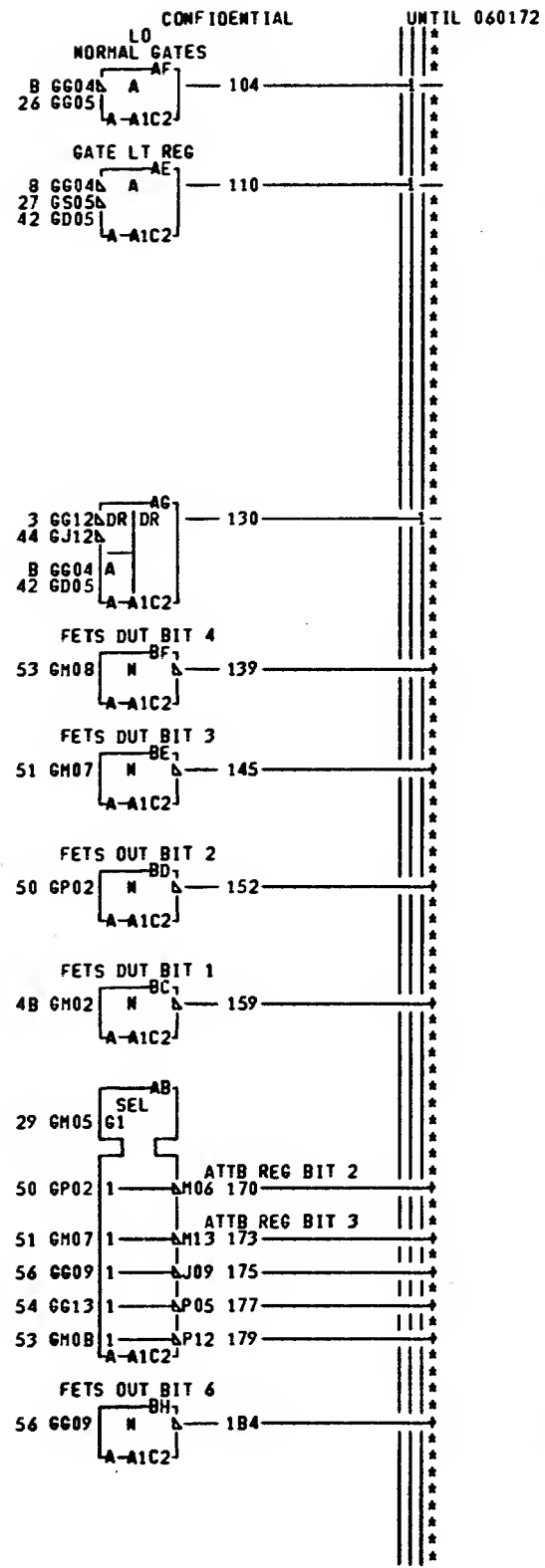
1920 LINE BUFFER EXTENDED CHAR SETS		
E.C. HISTORY	C	MACH.3277
717473		
716959	FRAME	01 MC121
717492	IBM CDRP.SDD	MC131
DATE LAST EC	P.N.	1823B31 005
08-05-72	717946	

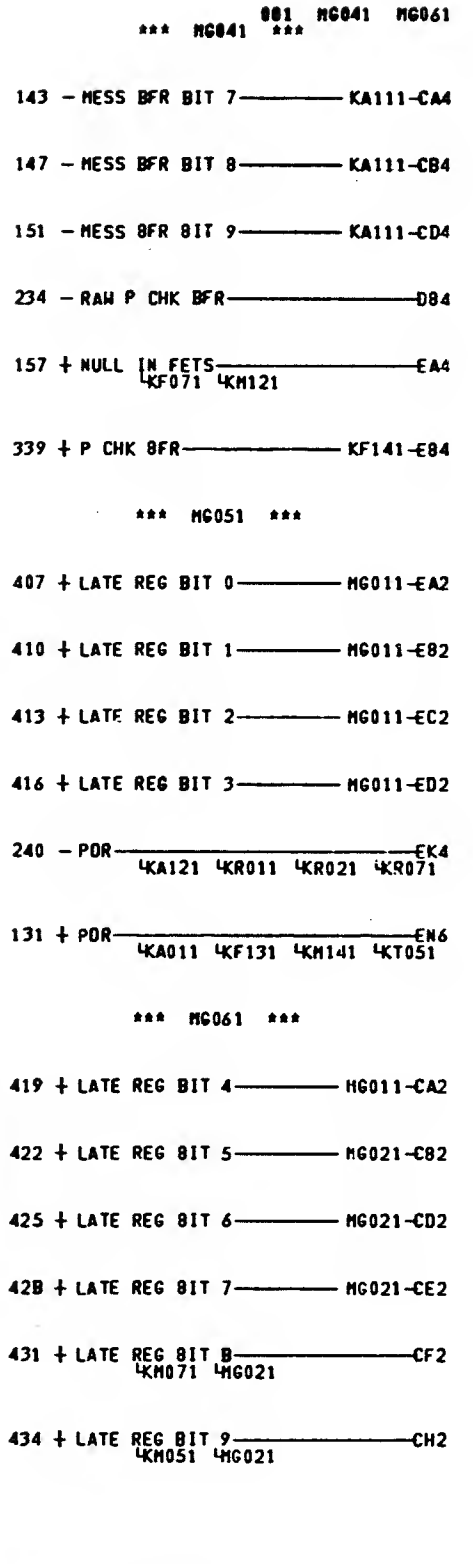
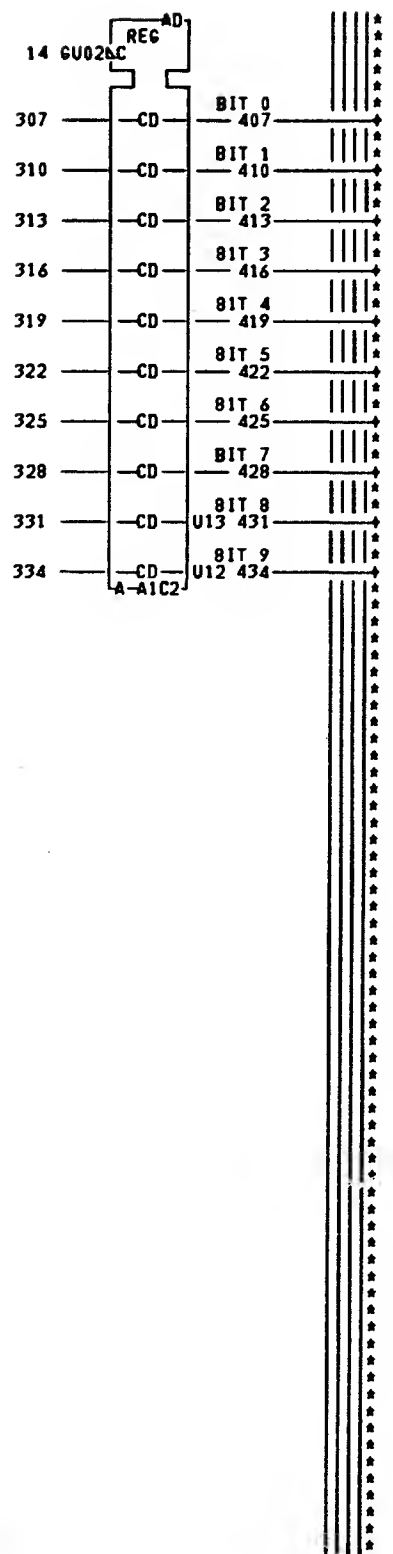
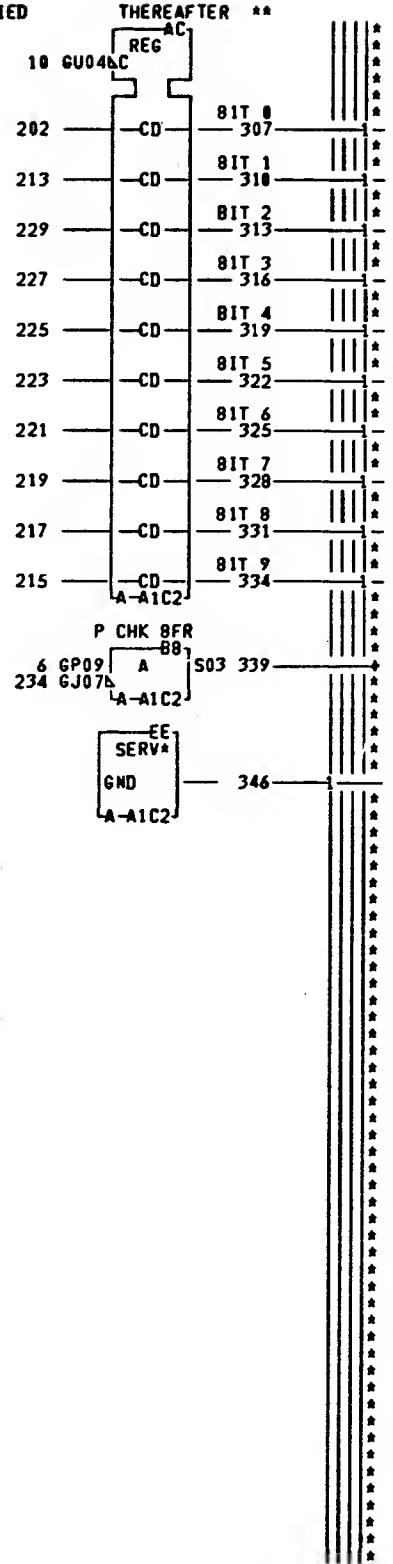
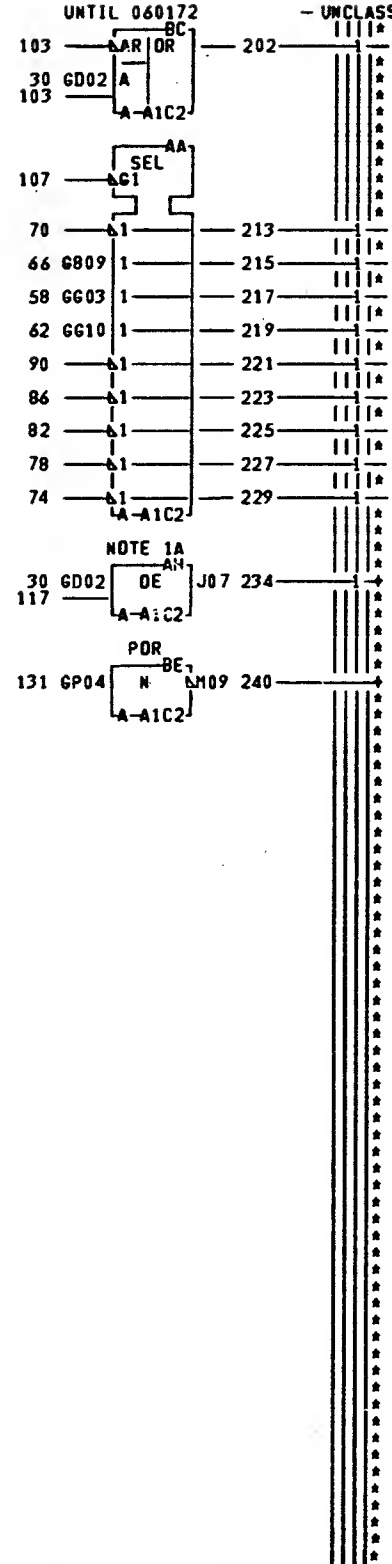
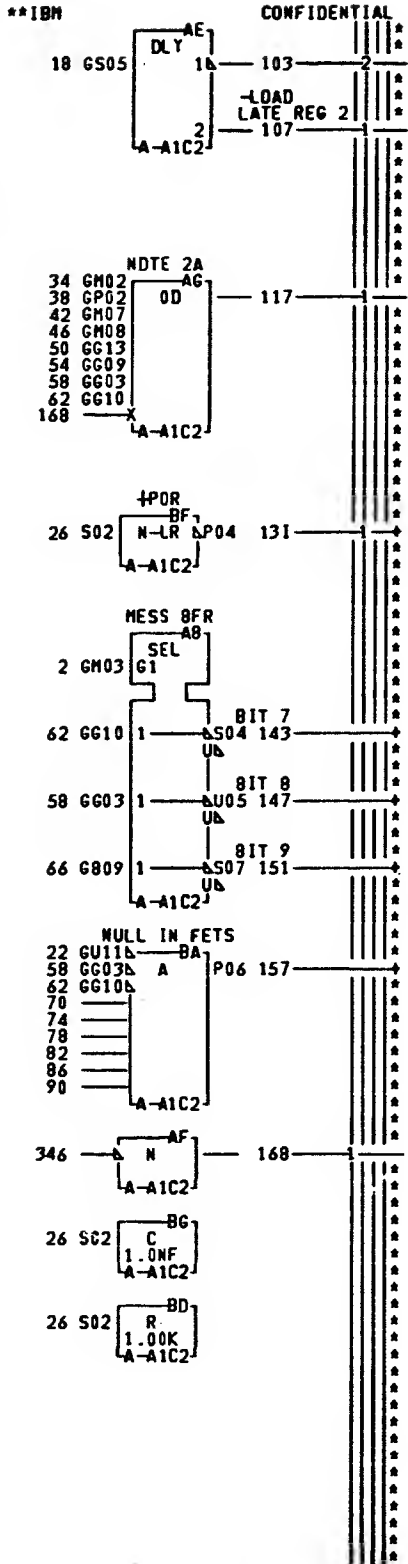
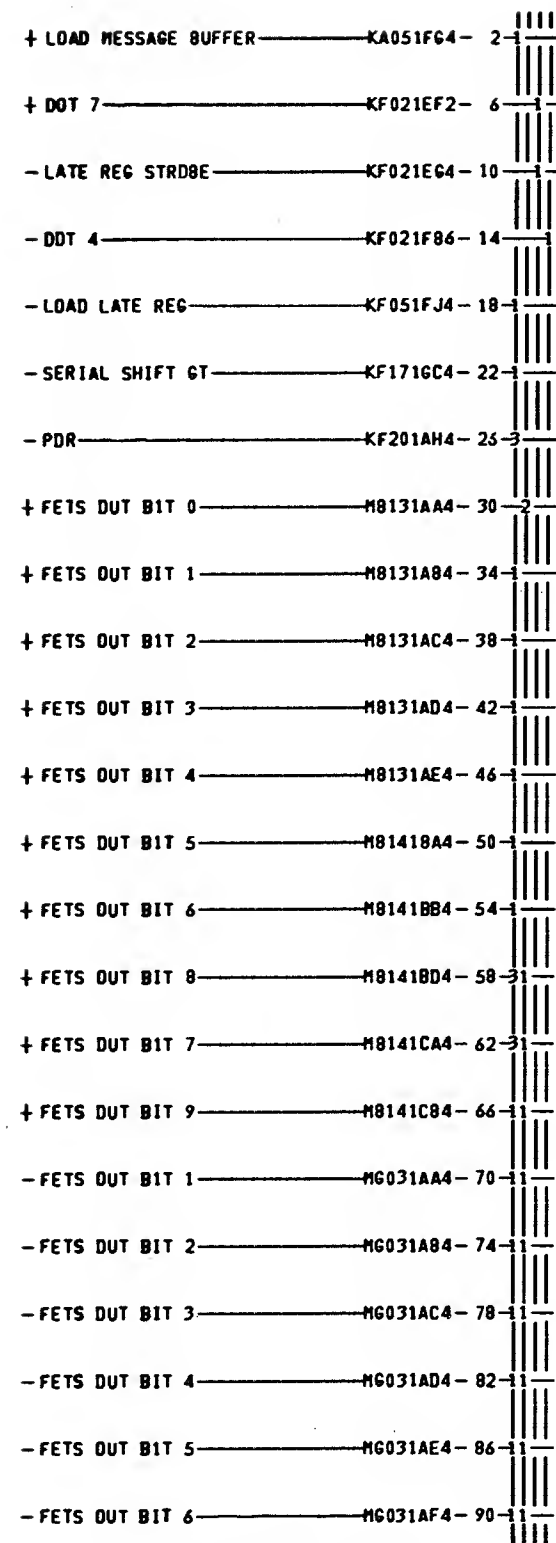
† INPUT PARITY PREDICT	KA011GK4	2	111
- DELETE MDT BIT 7	KA031GH4	3	111
† LOAD MESSAGE BUFFER	KA051FG4	5	111
- LOAD I/D DATA	KA071AE4	6	111
† INSERT NULL	KA081DB4	8	111
- DELETE CSR BIT 9	KA081DG4	9	111
† INSERT CURSOR NORM	KA081EF4	11	111
- SR BIT 6	KA121BH2	12	111
† SR BIT 11	KA121CC2	14	111
- SR BIT 5	KA121CH2	15	111
† SR BIT 10	KA121DC2	17	111
- SR BIT 4	KA121DH2	18	111
† SR BIT 9	KA121EC2	20	111
- SR BIT 3	KA121EH2	21	111
† SR BIT 8	KA121FC2	23	111
- SR BIT 7	KA121GC2	24	111
† NORMAL GATES	KF051FH4	26	111
- LOAD LATE REG	KF051FJ4	27	111
† LO ATB REG FROM FETS	KF131OE4	29	111
- KB P BIT TO BUFF	KM021AR4	30	111
† KEYBD BIT 2	KM021BR4	32	111
- KEYBD BIT 3	KM021BS4	33	111
† KEYBD BIT 1	KM021BT4	35	111
- KEYBD BIT 7	KM031BF4	36	111
† KEYBD BIT 5	KM031BG4	38	111
- KEYBD BIT 6	KM031BH4	39	111
† KEYBD BIT 4	KM031BJ4	41	111
- LO KB TO FETS	KM111AR4	42	221
- HOT LD BIT 7	KM121AG4	44	112
- FS	KR021AH2	45	221
† FETS OUT BIT 0	MB131AA4	47	111
- FETS OUT BIT 1	MB131AB4	48	111
† FETS OUT BIT 2	MB131AC4	50	211
- FETS OUT BIT 3	MB131AD4	51	211
† FETS OUT BIT 4	MB131AE4	53	211
- FETS OUT BIT 5	MB141BA4	54	211
† FETS OUT BIT 6	MB141BB4	56	211
- FETS OUT BIT 8	MB141BD4	57	111
† FETS OUT BIT 7	MB141CA4	59	111
- FETS OUT BIT 9	MB141CB4	60	111
- FS	MG021O32	62	221
† LATE REG BIT 0	MG051EA2	63	111
† LATE REG BIT 1	MG051EB2	65	111
- LATE REG BIT 2	MG051EC2	66	111
† LATE REG BIT 3	MG051ED2	68	111
- LATE REG BIT 4	MG061CA2	69	111
† LATE REG BIT 5	MG061CB2	71	111
- LATE REG BIT 6	MG061CD2	72	111
† LATE REG BIT 7	MG061CE2	74	111
- LATE REG BIT 8	MG061CF2	75	111
† LATE REG BIT 9	MG061CH2	77	111

B.SIM TO PM 1563792 EC 717473

MG011  
MG031  
001

\*\*IBM





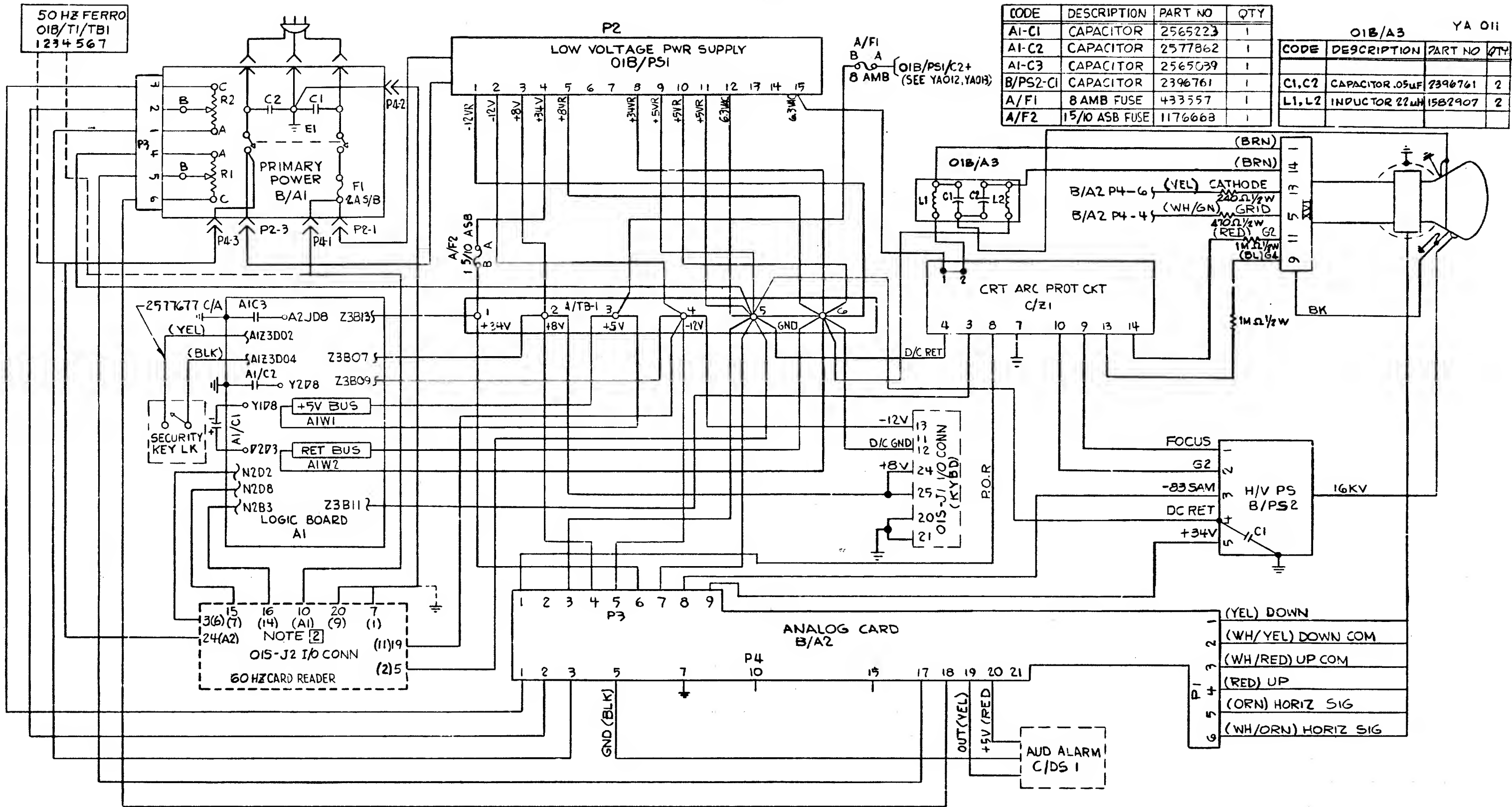
A.SIM TO PN 1563794 EC 717946  
B.SIM TO PN 1563795 EC 717946

LOC. TYPE  
A-A1C2 9066

PAGE VER EC LEV  
MG041 001 717946  
MG051 001 717946  
MG061 000 717473

MG041  
MG061  
001

I/O GATING AND PARITY	
E.C. HISTORY	C-MACH.3277
717473	
716959	FRAME 01 MG041
717492	
DATE LAST EC	IBM CORP. SDD MG061
08-05-72 717946	P.N. 1823840 001



CODE	DESCRIPTION	PART NO	QTY
AI-C1	CAPACITOR	2565223	1
AI-C2	CAPACITOR	2577862	1
AI-C3	CAPACITOR	2565039	1
B/PS2-C1	CAPACITOR	2396761	1
A/F1	8 AMB FUSE	433557	1
A/F2	15/10 ASB FUSE	1176668	1

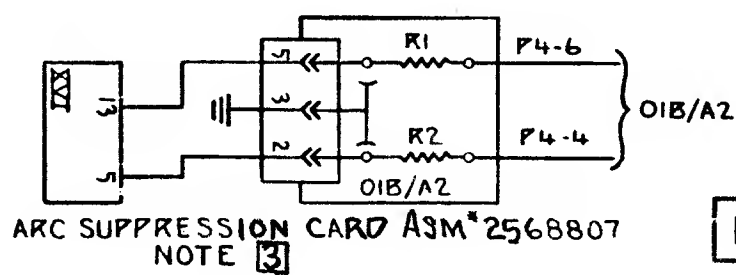
OIB/A3		YA 011	
CODE	DESCRIPTION	PART NO	QTY
C1, C2	CAPACITOR .05uF	2396761	2
L1, L2	INDUCTOR 22uH	1582907	2

NOTES:

1 WHEN KEY'D FEAT IS NOT ATTACHED TO DISPLAY LOAD RESIS 2577676 REF MOUNTS TO B/TBI-2 & 6; AND 2577679 REF MOUNTS TO B/TBI-3 & 6.

2 THE 50 HZ CARD READER RECEIVES IT'S POWER FROM FERRO OIB/TI/TBI-1 & 4 NOT THRU PRIME POWER OIB/A1/P4 CONN POS 1 & 9 TIE DIRECTLY TO FR. GND ON GUSSET. NUMBERS IN PARENTHESIS REPRESENT THE 50 HZ CONNECTOR POSITIONS

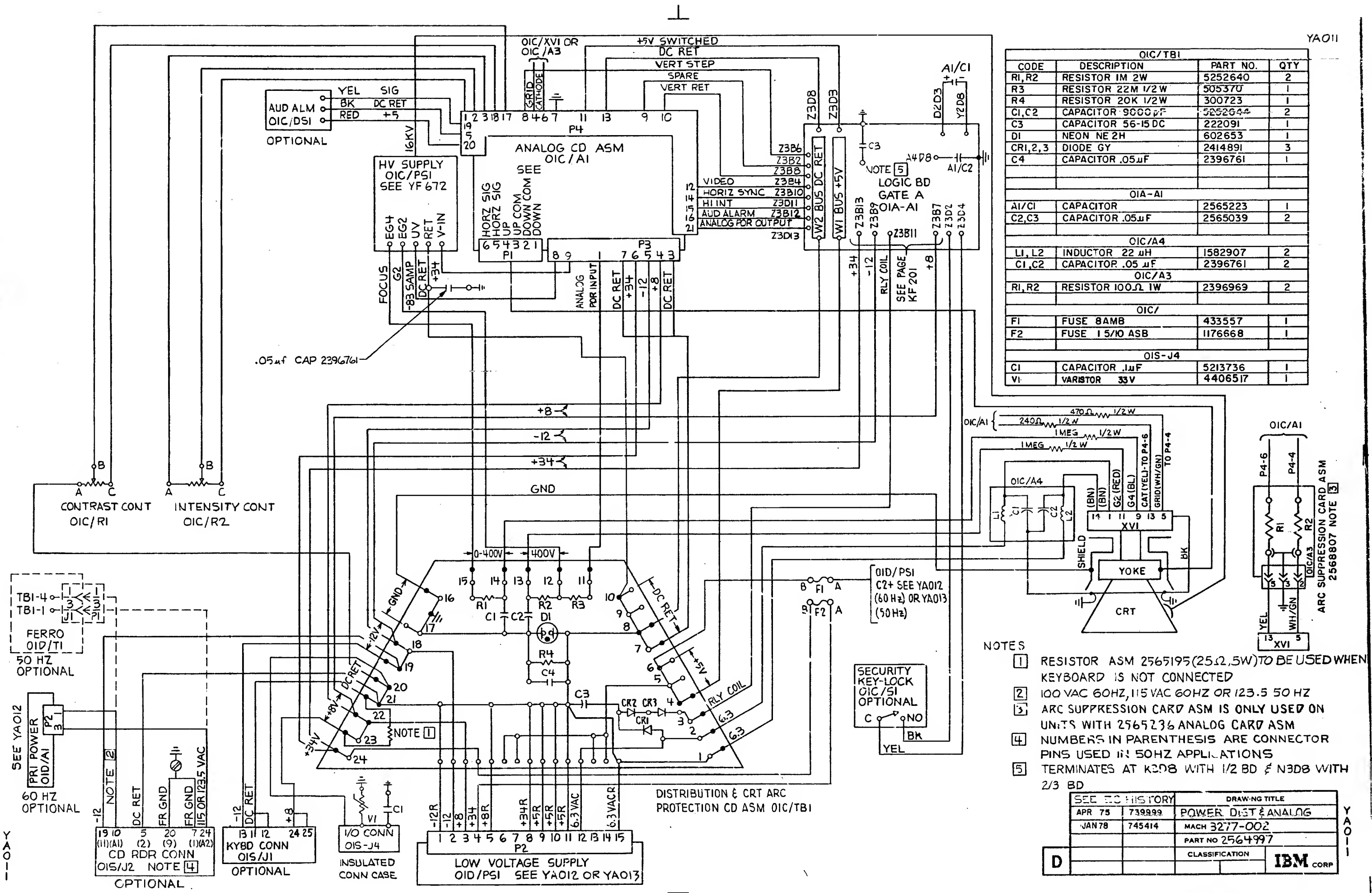
3 ARC SUPPRESSION CARD ASM IS ONLY USED ON UNITS WITH 2565236 ANALOG CARD ASM.



THIS DOCUMENT IS THE PROPERTY OF IBM. ITS USE IS AUTHORIZED ONLY FOR RESPONDING TO A REQUEST FOR QUOTATION OR FOR THE PERFORMANCE OF WORK FOR IBM. ALL QUESTIONS MUST BE REFERRED TO THE IBM PURCHASING DEPARTMENT.

SEE EC HISTORY	DRAWING TITLE
AUG73 738401	POWER DIST
MAR74 73995Z	MACH
3FEB75 741722	PART NO 2577870
MAY75 741690	CLASSIFICATION

**D** **IBM** CORP



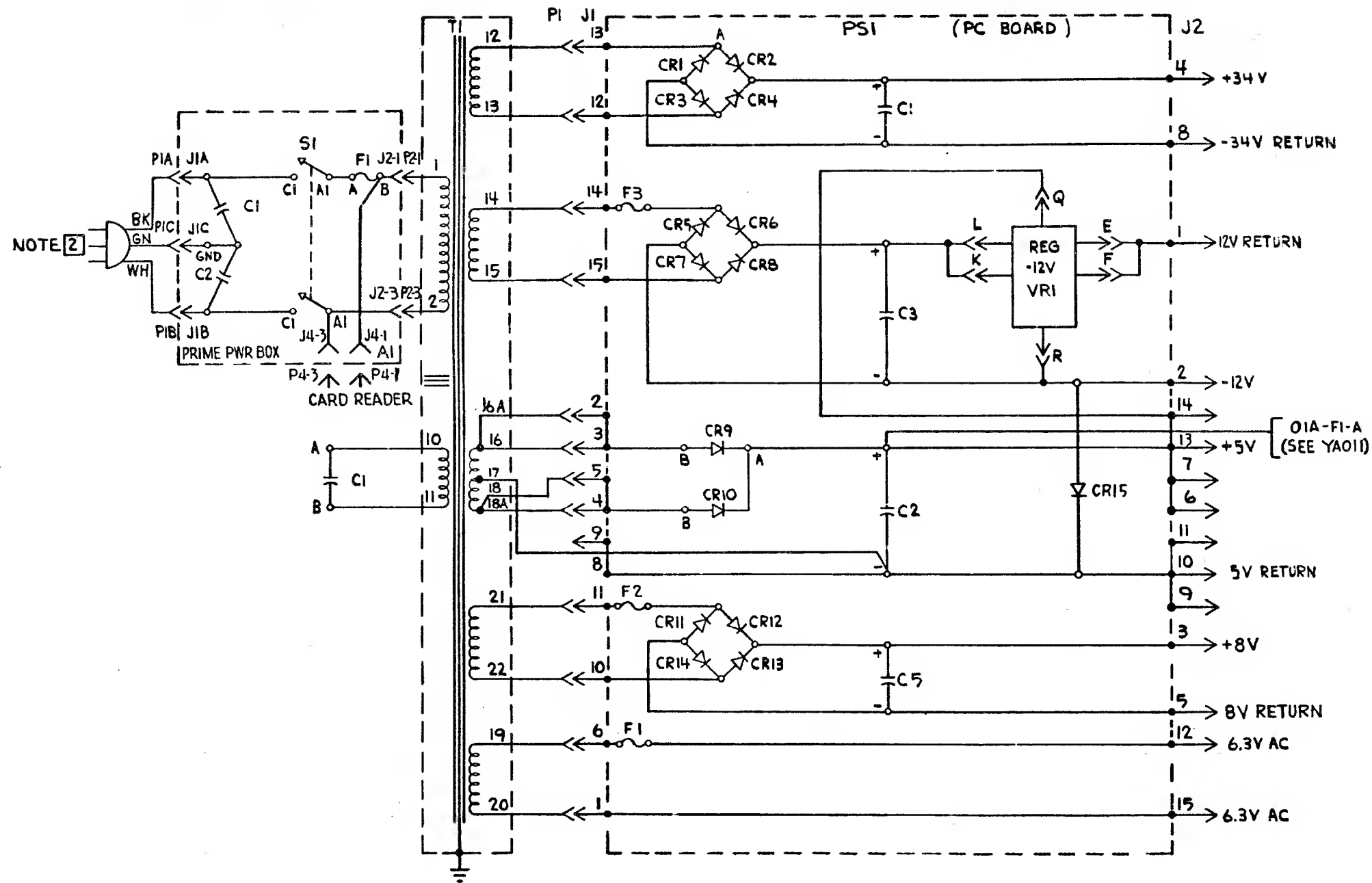
OIC/TB1			
CODE	DESCRIPTION	PART NO.	QTY
R1,R2	RESISTOR 1M 2W	5252640	2
R3	RESISTOR 22M 1/2 W	505370	1
R4	RESISTOR 20K 1/2W	300723	1
C1,C2	CAPACITOR 9000 pF	5252644	2
C3	CAPACITOR 56-15 DC	222091	1
D1	NEON NE 2H	602653	1
CRI,2,3	DIODE GY	2414891	3
C4	CAPACITOR .05 μF	2396761	1
OIA-AI			
A1/C1	CAPACITOR	2565223	1
C2,C3	CAPACITOR .05 μF	2565039	2
OIC/A4			
L1,L2	INDUCTOR 22 μH	1582907	2
C1,C2	CAPACITOR .05 μF	2396761	2
OIC/A3			
R1,R2	RESISTOR 100 Ω 1W	2396969	2
OIC/			
F1	FUSE 8AMB	433557	1
F2	FUSE 1 5/10 ASB	1176668	1
OIS-J4			
C1	CAPACITOR .1 μF	5213736	1
V1	VARIATOR 33V	4406517	1

- NOTES
- RESISTOR ASM 2565195 (25 Ω, .5W) TO BE USED WHEN KEYBOARD IS NOT CONNECTED
  - 100 VAC 60HZ, 115 VAC 60HZ OR 123.5 50 HZ
  - ARC SUPPRESSION CARD ASM IS ONLY USED ON UNITS WITH 2565236 ANALOG CARD ASM
  - NUMBERS IN PARENTHESIS ARE CONNECTOR PINS USED IN 50HZ APPLICATIONS
  - TERMINATES AT K208 WITH 1/2 BD & N308 WITH 2/3 BD

SEE EC HISTORY		DRAWING TITLE	
APR 75	739999	POWER DIST & ANALOG	
JAN 78	745414	MACH 3277-002	
		PART NO 2564997	
D		CLASSIFICATION	IBM CORP

YA011

### REFERENCE DRAWING



CODE	DESCRIPTION	PART NO
PSI	PRINTED CIRCUIT BOARD ASM	2481185
VRI	REGULATOR CARD -12V	2481207
PSIC1	CAPACITOR 7.2K $\mu$ F 40V	5712125
PSIC2	CAPACITOR 240K $\mu$ F 7.5V	5252526
PSIC3	CAPACITOR 3.1K $\mu$ F 25V	483107
PSIC5	CAPACITOR 60K $\mu$ F 10V	5252514
AIC1 & AIC2	CAPACITOR, FILTER .01 $\mu$ F	737805
C1	CAPACITOR, AC 4 $\mu$ F 660VAC	2582939
CR1-CR8, CR15	DIODE 1A MP 180V	5214324
CR9 & CR10	DIODE 10AMP 150V	598479
CR11-CR14	DIODE 3AMP 100V	1149212
AIF1, PSIF1	FUSE 2AMP SB 125V	332009
PSIF2	FUSE 5AMP SB 125V	512137
PSIF3	FUSE 2AMP SB 125V	332009
SI	SWITCH	5252626
TI	FERRO, 60 HZ	NOTE [2]

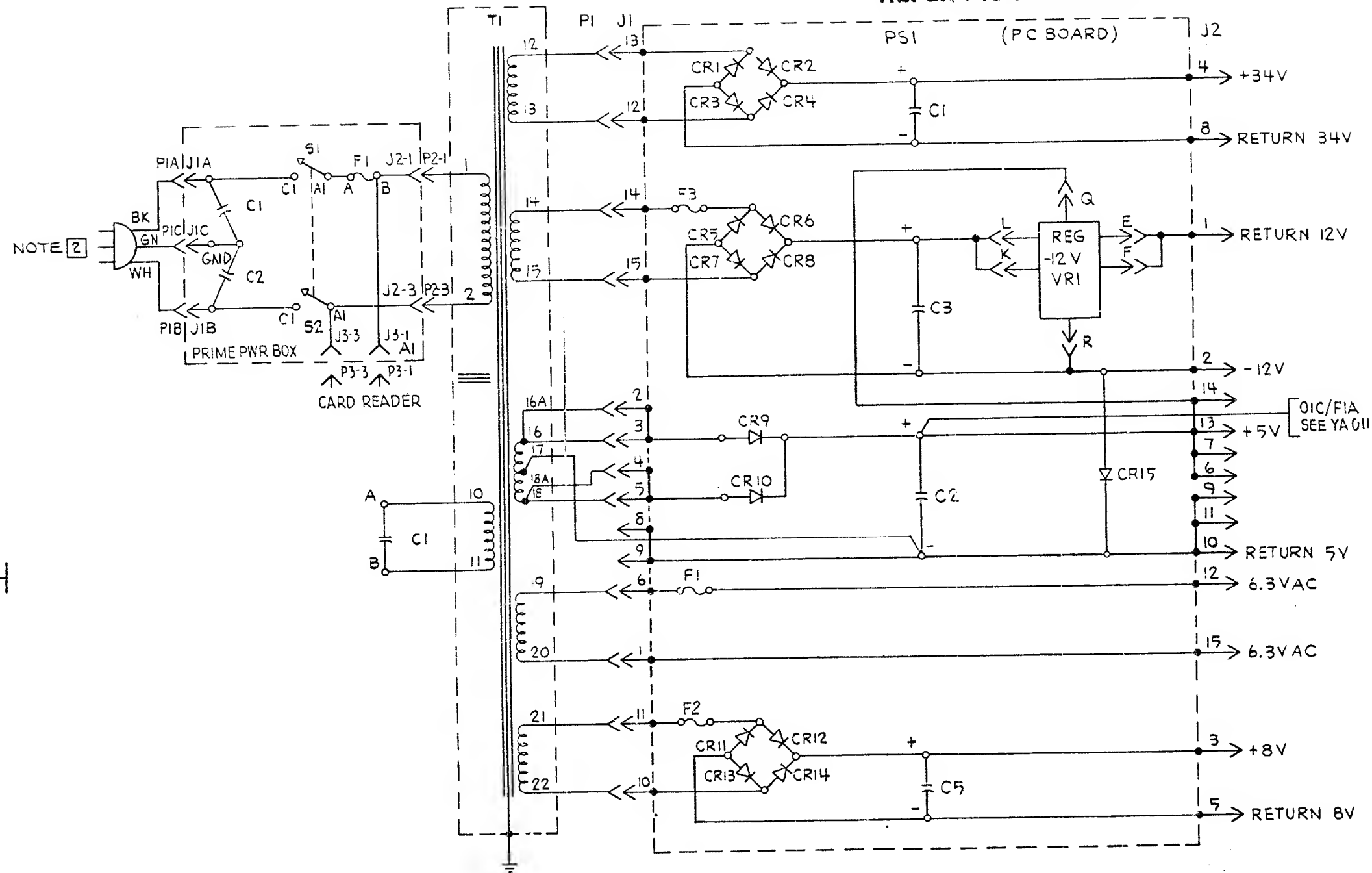
**NOTES**

- 1 ALL POWER UNITS IN 01D/ ZONE
- 2 THIS WIRING DIAGRAM PERTAINS TO 115 VAC 1 $\phi$  60HZ UNITS (FERRO P/N 2582999), OR 100VAC 1 $\phi$  60HZ JAPAN UNITS (FERRO P/N 4119307).

EC HISTORY		DRAWING TITLE	
SEE EC	HISTORY	SYS DIAG 48C DISPL UNIT 60HZ	
16 JUL 73	739 021	MACH	
3 FEB 75	741722	PART NO 2481234	
D	CLASSIFICATION		IBM CORP
	N/A 10/70/11/10/70		

YA012

# REFERENCE DRAWING



CODE	DESCRIPTION	PART NO
PS1	PRINTED CIRCUIT BOARD ASM	2481185
VRI	REGULATOR CARD -12V	2481207
PSIC1	CAPACITOR, 7.2K $\mu$ F 40V	5712125
PSIC2	CAPACITOR, 240K $\mu$ F 7.5V	5252526
PSIC3	CAPACITOR, 3.1K $\mu$ F 25V	483107
PSIC5	CAPACITOR, 60K $\mu$ F 10V	5252514
AIC1 & AIC2	CAPACITOR, FILTER .01 $\mu$ F	737805
C1	CAPACITOR, 4 $\mu$ F 660V AC	2582939
CR1-CR8, CR15	DIODE, 1AMP 180V	5214324
CR9 & CR10	DIODE, 10AMP 150V	598479
CR11-CR14	DIODE, 3AMP 100V	1149212
AIF1, PSIF1	FUSE, 2AMP SB 125 V	332009
PSIF2	FUSE, 5AMP SB 125 V	512137
PSIF3	FUSE, 2AMP SB 125 V	332009
S1 & S2	SWITCH, 10AMP 125/250V	5252566
T1	FERRO, 60 HZ	NOTE [2]

## NOTES

- 1 ALL POWER UNITS IN O/D/ ZONE
- 2 THIS WIRING DIAGRAM PERTAINS TO 115 VAC 1 $\phi$  60HZ UNITS (FERRO P/N 2582999), OR 100VAC 1 $\phi$  60HZ JAPAN UNITS (FERRO P/N 4119307).

Y  
A  
O  
2

EC HISTORY		DRAWING TITLE	
SEE EC HISTORY		CKT. DIAG. 19C DISPL. UNIT	
16 JUL 73	739021	MACH	
3 FEB 75	741722	PART NO 2481235	
		CLASSIFICATION	
		10/16/76 <i>WLM</i> OCT 76	

IBM



# REFERENCE DRAWING

YA 012

TABLE 1

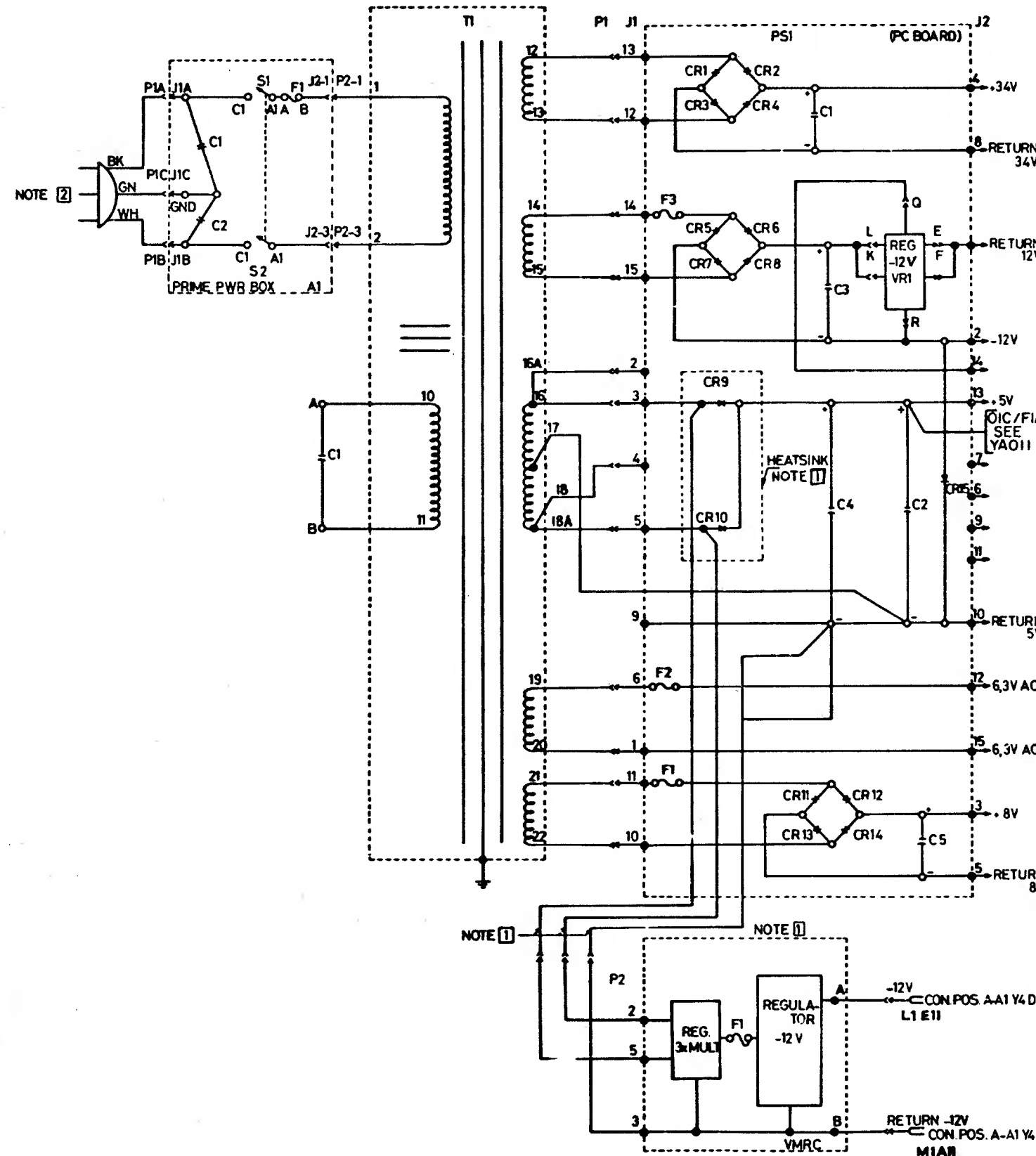
CODE	DISCRIPTION	PART N°	
PS1	PRINTED CIRCUIT BD ASM	2481180	MODEL 2
		2481185	MODEL 1
VR1	REGULATOR CARD -12V	2481207	
PS1C1	CAPACITOR 7.2K UF 40V	5712125	
PS1C2	CAPACITOR 240K UF 75V	5252526	
PS1C3	CAPACITOR 3.1K UF 25V	483107	
PS1C4	CAPACITOR 100K UF 6V	5709381	
PS1C5	CAPACITOR 60K UF 10V	5252514	
A1C1&A1C2	CAPACITOR FILTER 0.1 UF	737805	
C1	CAPACITOR 4 UF 660 VAC	2582939	
CR1-CR8 CR15	DIODE 1AMP 180V	5214324	
CR9&CR10	DIODE 10AMP 150V	598479	
CR11&CR14	DIODE 3AMP 100V	1149212	
A1F1	FUSE SEE TABLE 2		
PS1F1	FUSE 2AMP SB 125V	332009	
PS1F2	FUSE 5AMP SB 125V	512137	
PS1F3	FUSE 2AMP SB 125V	332009	
S1&S2	SWITCH 10AMP 25/250V	5252566	
T1	FERRO SEE TABLE 2		
VMRC	CARD ASM NOTE [1]	5143821	
VMRC F1	FUSE 0.6AMP 250V	855230	

TABLE 2

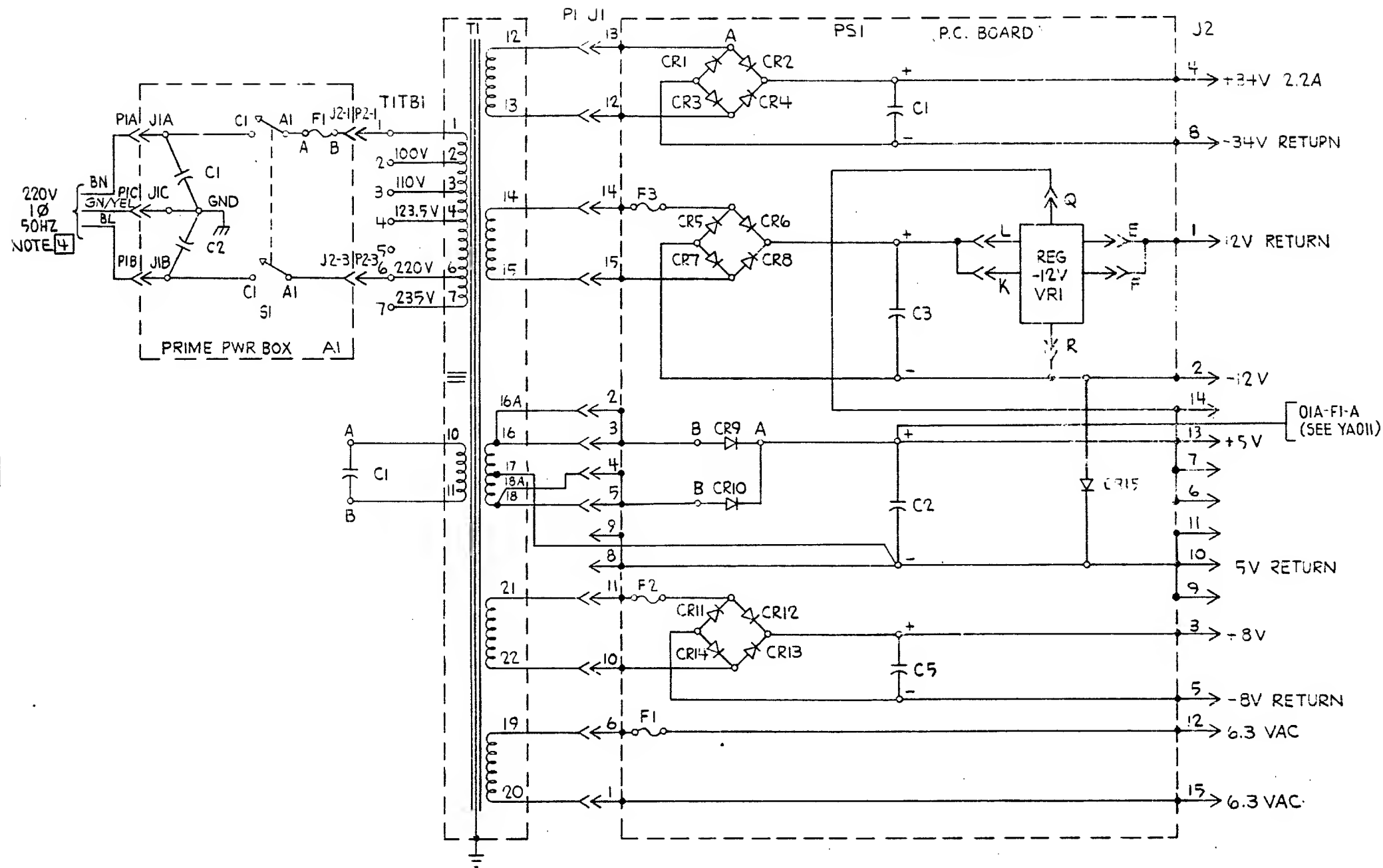
FREQ	MODEL	T1 FERRO P/N	VOLTAGE	A1F1 FUSE P/N
60 HZ	1	2582 999	115	332009 2 AMP SB 125V
		4119 307	100 NOTE [5]	
	2	2582 997	115	361755 25 AMP SB 125V
		4119 306	100 NOTE [5]	5213151 25 AMP SB 125V

NOTES:

- [1] MODEL 2 ONLY
- 2
- 3 PS1, T1 AND A1 PWR UNIT IN OIC/ZONE
- 4 VMRC IN OIC/ZONE
- [5] JAPAN UNITS 100VAC 1ϕ 60HZ



### REFERENCE DRAWINGS



CODE	DESCRIPTION	PART NO
PSI	PRINTED CIRCUIT BOARD ASM	2481185
VRI	REGULATOR CARD-12V	2481207
PSIC1	CAPACITOR 7.2K UF 40V	5712125
PSIC2	CAPACITOR 240K UF 7.5V	5252526
PSIC3	CAPACITOR 3.1K UF 25V	483107
PSIC5	CAPACITOR 60K UF 10V	5252514
AIC1 & AIC2	CAPACITOR, FILTER .01UF	737805
C1	CAPACITOR, AC 4UF, 660 VAC	2582939
CR1-CR8, CR15	DIODE 1AMP 180V	5214324
CR9 & CR10	DIODE 10AMP 150V	598479
CR11-CR14	DIODE 3AMP 100V	1149212
PSIF1	FUSE 2AMP SB125 V	332009
PSIF2	FUSE 5AMP SB125 V	512137
PSIF3	FUSE 2AMP SB125 V	332009
AIF1	FUSE 1AMP SB 250 V	NOTE [2]
	FUSE 2AMP SB 125 V	NOTE [3]
SI	SWITCH	5252626
TI	FERRO, 50HZ	4119272

NOTES

- 1 ALL POWER UNITS IN 01D/ZONE
- 2 FUSE 303549 IS REQUIRED WHEN THE UNIT IS WIRED FOR 220V OR 235V
- 3 FUSE 332009 IS REQUIRED WHEN THE UNIT IS WIRED FOR 100V, 110V OR 123.5V

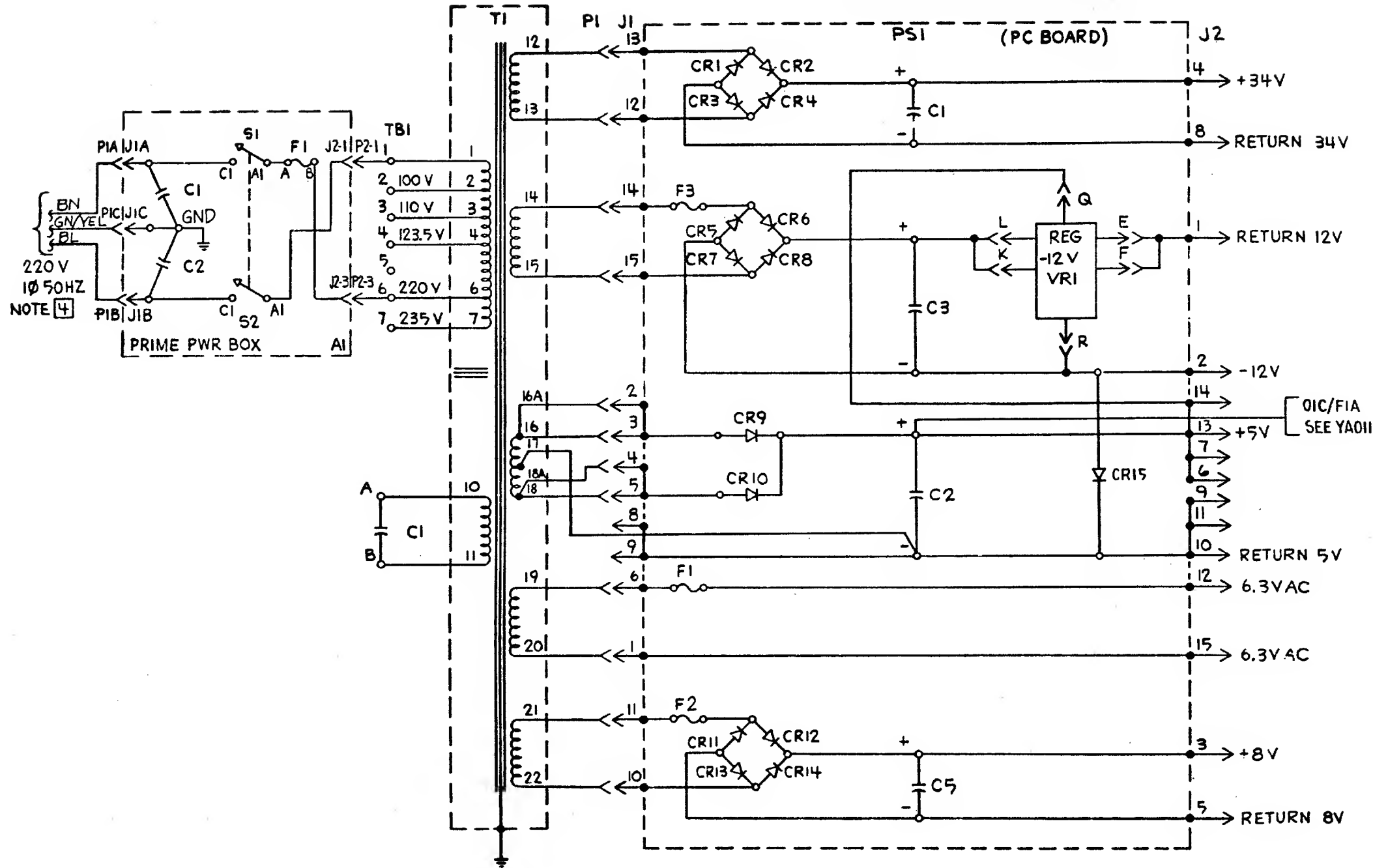
[4] THE INPUT COLOR CODING FOR 100 VAC 1Ø 50HZ JAPAN UNITS IS BK, WH, GN/YEL

YA013

EC HISTORY		DRAWING TITLE	
10 OCT 71	716727	SYS DIAG 48C DISPL UNIT 50HZ	
5 MAY 72	717675	MACH	
9 FEB 73	738312	PART NO 2481238	
16 JUL 73	739021	CLASSIFICATION	
3 FEB 75	741722	WJL 1/K/11	WAM/15/11

**D** **IBM** CORP

# REFERENCE DRAWING



CODE	DESCRIPTION	PART NO
PS1	PRINTED CIRCUIT BOARD ASM	2481185
VRI	REGULATOR CARD -12V	2481207
PSIC1	CAPACITOR, 7.2K UF 40V	5712125
PSIC2	CAPACITOR, 240K UF 7.5V	5252526
PSIC3	CAPACITOR, 3.1K UF 25V	483107
PSIC5	CAPACITOR, 60 K UF 10V	5252514
AIC1 & AIC2	CAPACITOR, FILTER .01UF	737805
C1	CAPACITOR, 4 UF 660VAC	2582939
CR1-CR8, CR15	DIODE, 1AMP 180 V	5214324
CR9 & CR10	DIODE, 10 AMP 150V	598479
CR11-CR14	DIODE, 3 AMP 100V	1149212
PSIF1	FUSE, 2AMP SB 125 V	332009
PSIF2	FUSE, 5AMP SB 125 V	512137
PSIF3	FUSE, 2AMP SB 125 V	332009
AIF1	FUSE, 1AMP SB 250 V	NOTE [2]
	FUSE, 2AMP SB 125 V	NOTE [3]
SI & S2	SWITCH, 10AMP 125/250V	5252566
T1	FERRO, 50 HZ	4119272

**NOTES**

- 1 ALL POWER UNITS IN O/D/ZONE
- 2 FUSE 303549 IS REQUIRED WHEN THE UNIT IS WIRED FOR 220V OR 235V
- 3 FUSE 332009 IS REQUIRED WHEN THE UNIT IS WIRED FOR 100V, 110V, OR 123.5V

[4] THE INPUT CABLE COLOR CODING FOR 100VAC 1Ø 50HZ JAPAN UNITS IS BK,WH,GN/YEL

EC HISTORY		DRAWING TITLE	
SEE EC	HISTORY	CKT DIAG 19C DISPL UNIT 50HZ	
16 JUL 73	739021	MACH	
3 FEB 75	741722	PART NO 2481236	
D		CLASSIFICATION	IBM CORP
		W/L 1/K/11/15/75	

YA013

REFERENCE DRAWING

P/N-1898006

YA013

TABLE 2

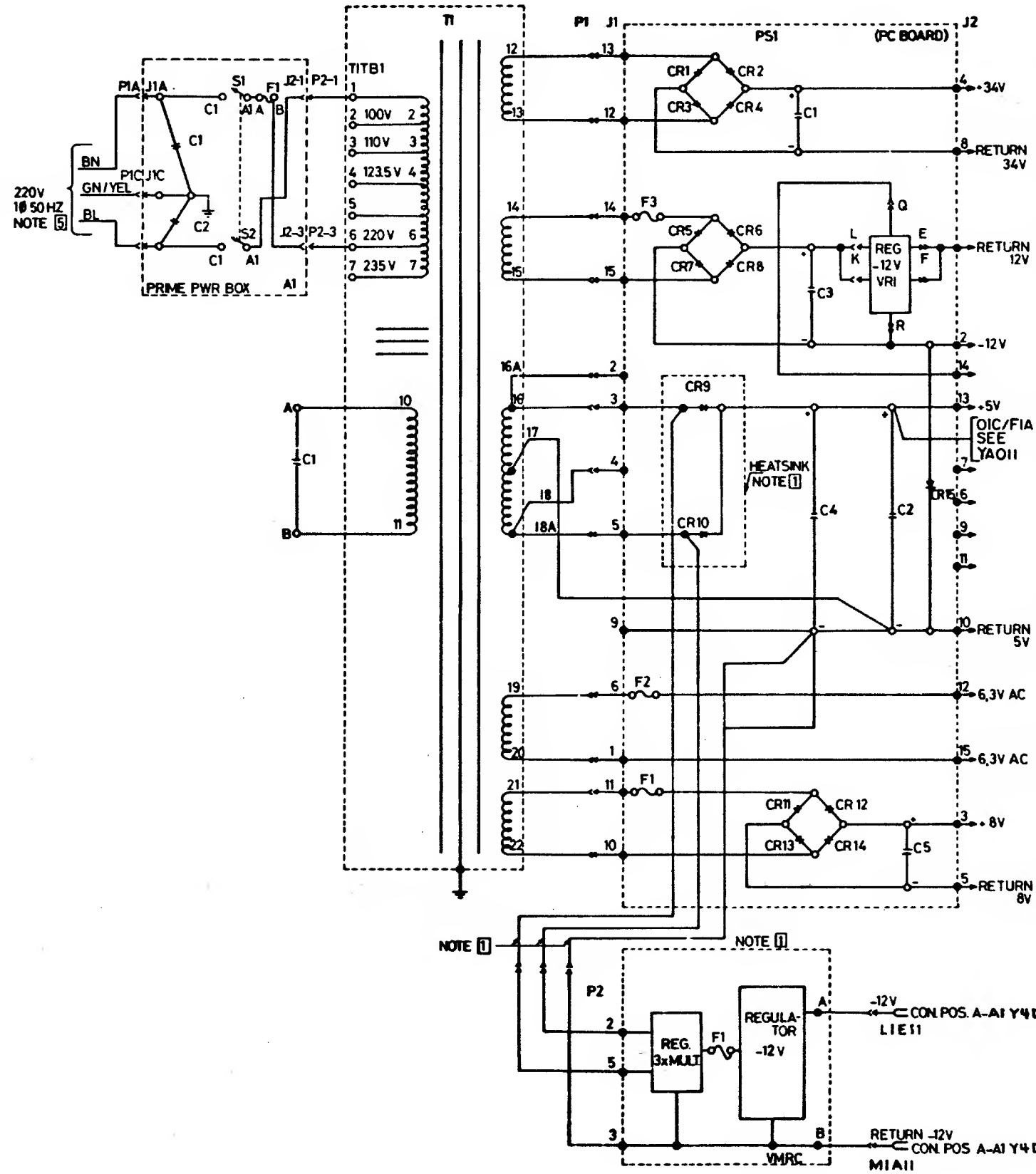
CODE	DESCRIPTION	PART NO	
PS1	PRINTED CIRCUIT BD ASM	2481180	MODEL 2
		2481185	MODEL 1
VR1	REGULATOR CARD -12V	2481207	
PS1 C1	CAPACITOR 72K UF 40V	5712125	
PS1 C2	CAPACITOR 240K UF 75V	5252526	
PS1 C3	CAPACITOR 3.1K UF 25V	483107	
PS1 C4	CAPACITOR 100K UF 6V	5709381	
PS1 C5	CAPACITOR 60K UF 10V	5252514	
A1C1&A1C2	CAPACITOR FILTER 01 UF	737805	
C1	CAPACITOR 4UF 660V AC	2582989	
CR1-CR8,CR15	DIODE 1AMP 180V	5214324	
CR9&CR10	DIODE 10AMP 50V	598479	
CR11-CR14	DIODE 3AMP 100V	114922	
PS1 F1	FUSE 2AMP SB 125V	332009	
PS1 F2	FUSE 5AMP SB 125 V	512137	
PS1 F3	FUSE 2AMP SB 125 V	332009	
A1 F1	FUSE SEE TABLE 2		
PS1 S1&S2	SWITCH 10AMP 25/250 V	5252566	
T1	FERRO SEE TABLE 2		
VMRC	CARD ASM NOTE 1	5143821	
VMRC F1	FUSE 0.6AMP 250 V	855230	

NOTES:

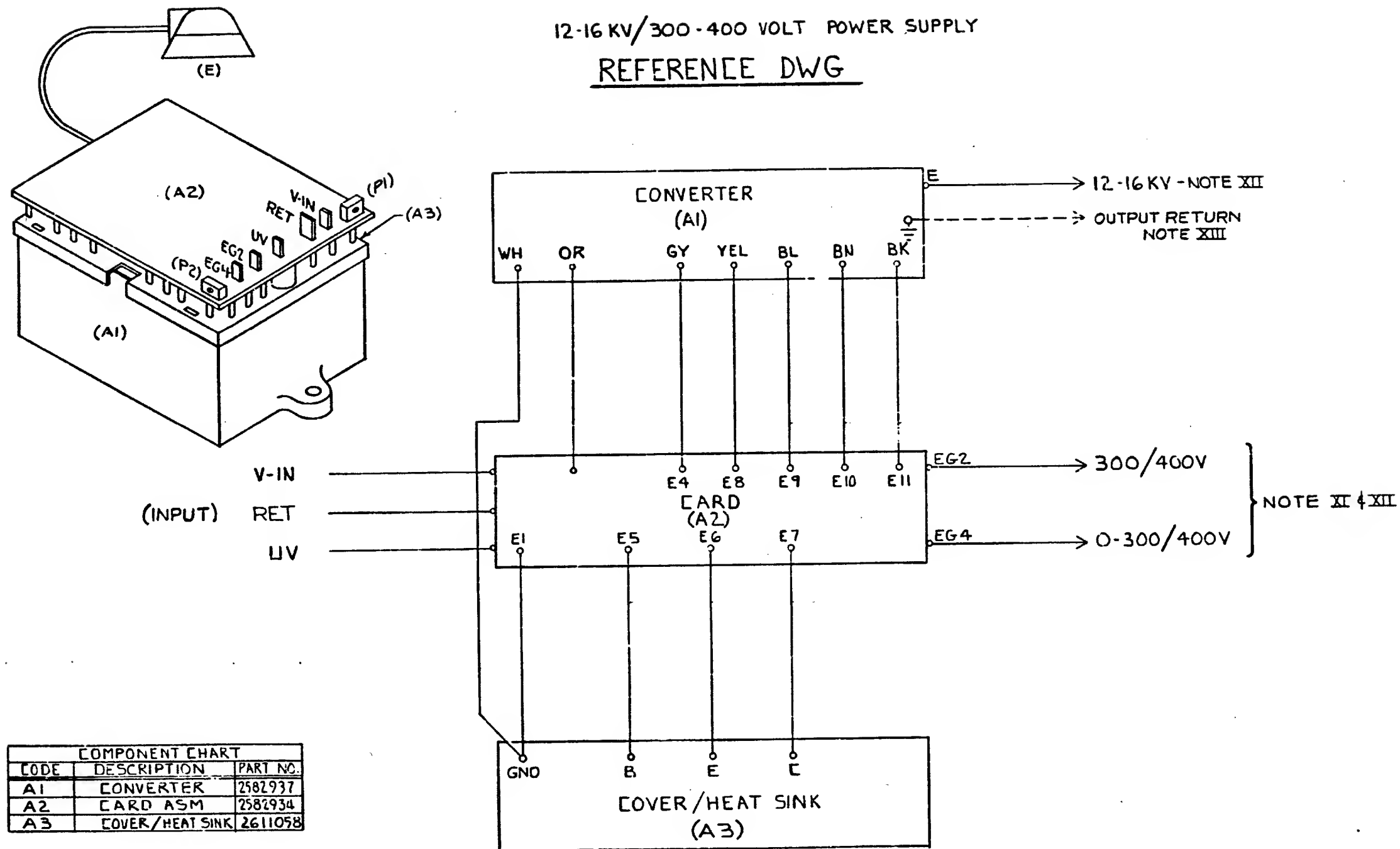
- 1 MODEL 2 ONLY
- 2
- 3 PS1, T1 AND A1 PWR UNIT IN OIC/ZONE
- 4 VMRC IN OIC/ZONE
- 5 THE INPUT CABLE COLOR CODING FOR 100VAC 10 50HZ JAPAN UNITS IS BK, WH, GN/YEL

TABLE 2

FREQ	MODEL	T1 FERRO P/N	VOLTAGE	A1F1 FUSE P/N
50HZ	1	4119272	100 NOTE 5	2AMP SB
			110	332009
			123,5	125 V
			220	1AMP SB
50HZ	2	4119271	100 NOTE 5	2,8AMP SB
			110	5213152
			123,5	125V
			220	15AMP SB
			235	1176668
				250V



12-16 KV/300-400 VOLT POWER SUPPLY  
REFERENCE DWG



COMPONENT CHART		
CODE	DESCRIPTION	PART NO.
A1	CONVERTER	2582937
A2	CARD ASM	2582934
A3	COVER/HEAT SINK	2611058

NOTE:

- X THIS SUPPLY IS NOT TO BE REPAIRED IN THE FIELD
- XI EXTERNAL SUPPRESSION NETWORKS MUST BE PROVIDED BY USER TO PREVENT SUPPLY DAMAGE IN CASE OF THE LOAD (CRT) ARCING BETWEEN THE HIGH & LOW VOLTAGE LEVELS

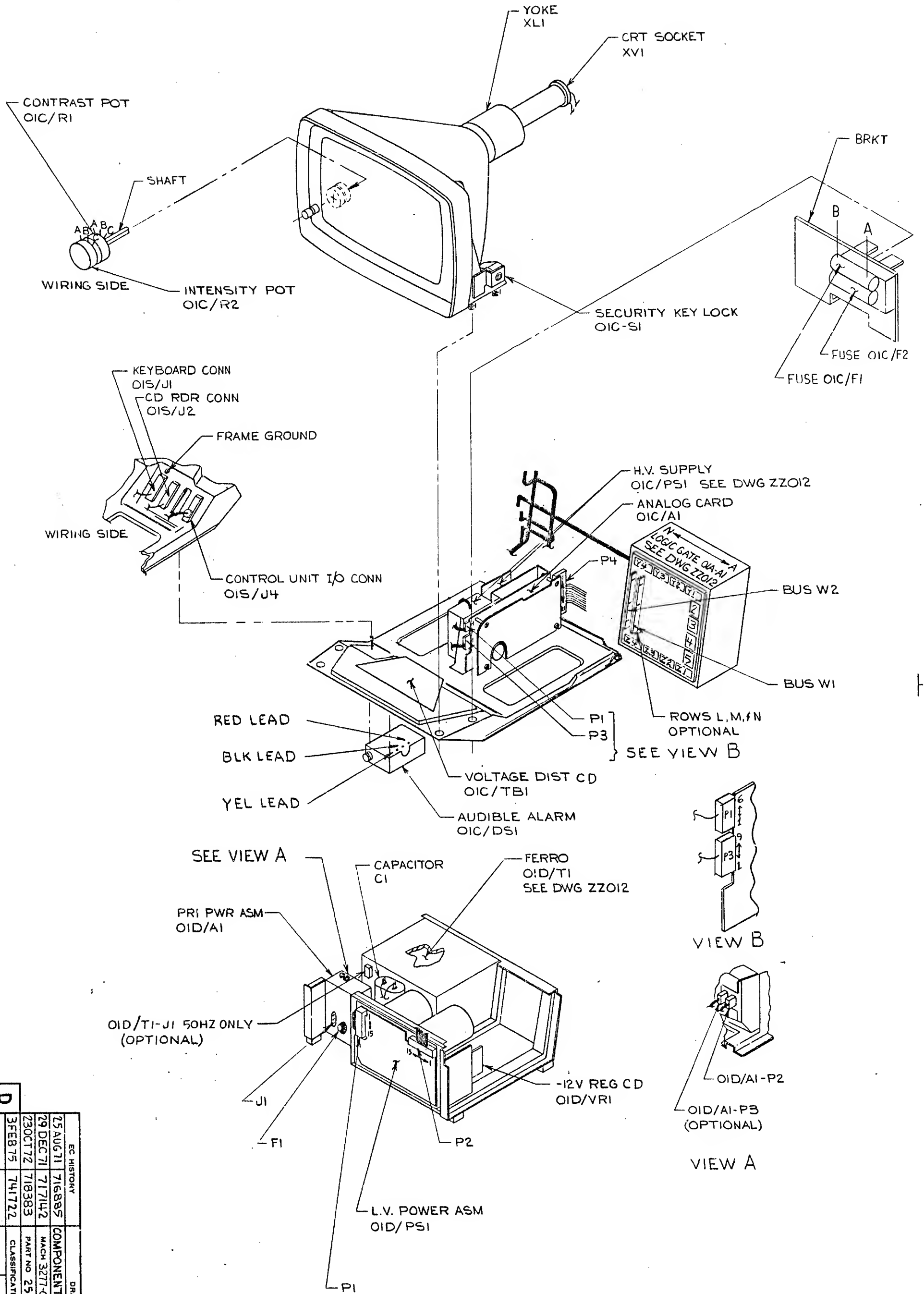
- XII P1-HIGH VOLTAGE ADJUSTMENT (12-16KV)  
-DO NOT FIELD AJUST.  
P2-EG4 VOLTAGE ADJUSTMENT (0-300/400V)  
- FOCUS ADJUSTMENT.
- XIII OUTPUT RETURN PATH IS THRU CHASSIS OF SUPPLY, CONVERTER CASE MUST BE GROUNDED

THIS DOCUMENT IS THE PROPERTY OF IBM. ITS USE IS AUTHORIZED ONLY FOR RESPONSES TO A REQUEST FOR QUOTATION OR FOR THE PERFORMANCE OF WORK FOR IBM. ALL QUESTIONS MUST BE REFERRED TO THE IBM PURCHASING DEPARTMENT.

RELEASED FOR ASM 2611025(REF.)

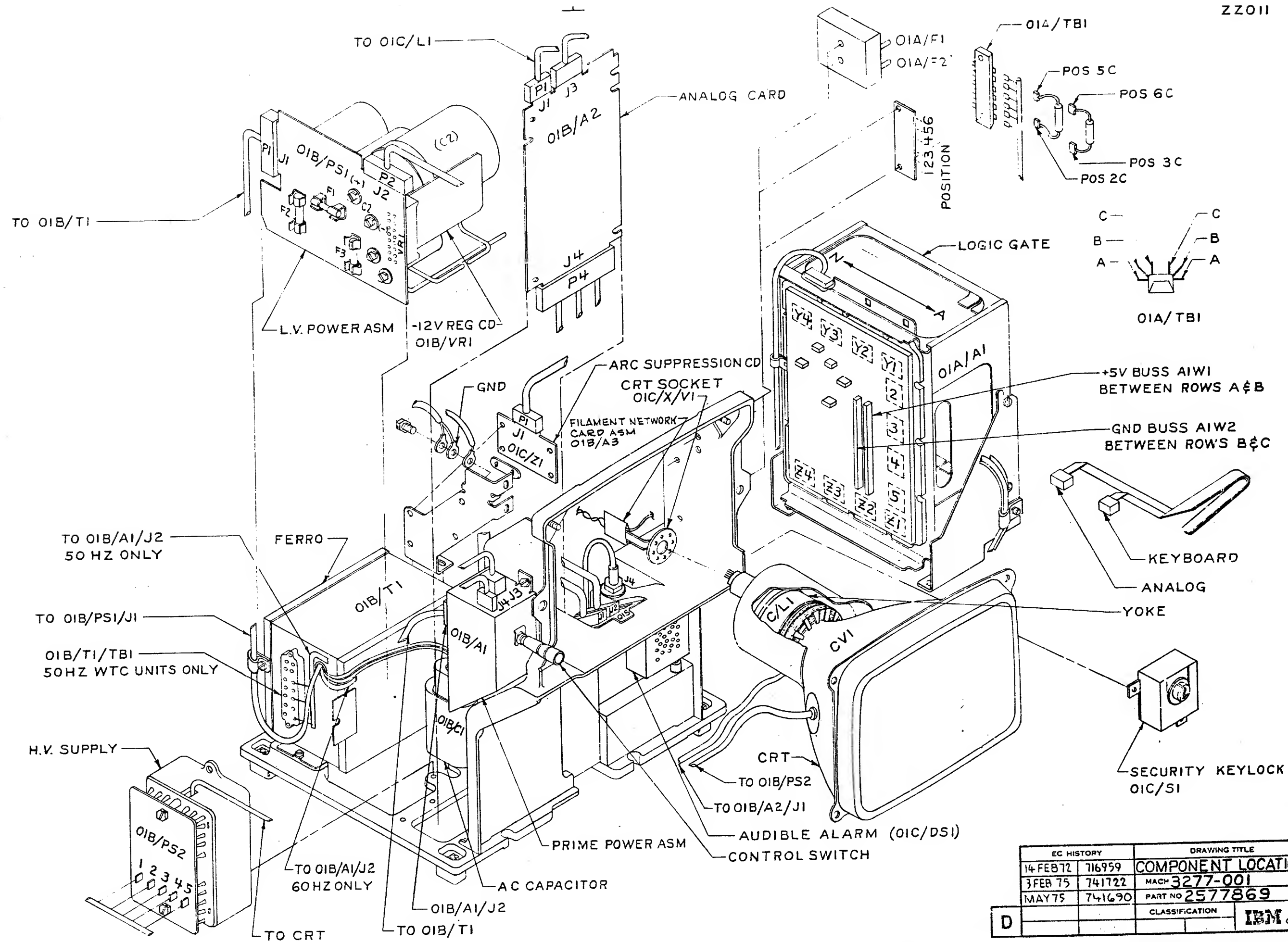
SEE EC HISTORY		DRAWING TITLE	
3 OCT 72	718306	SYSTEMS DIAGRAM	
29 OCT 72	718307	MACH	
11 JAN 73	738051	PART NO 2611043	
D		CLASSIFICATION	10-104g IBM CORP

T



FOR 3277-002 ONLY

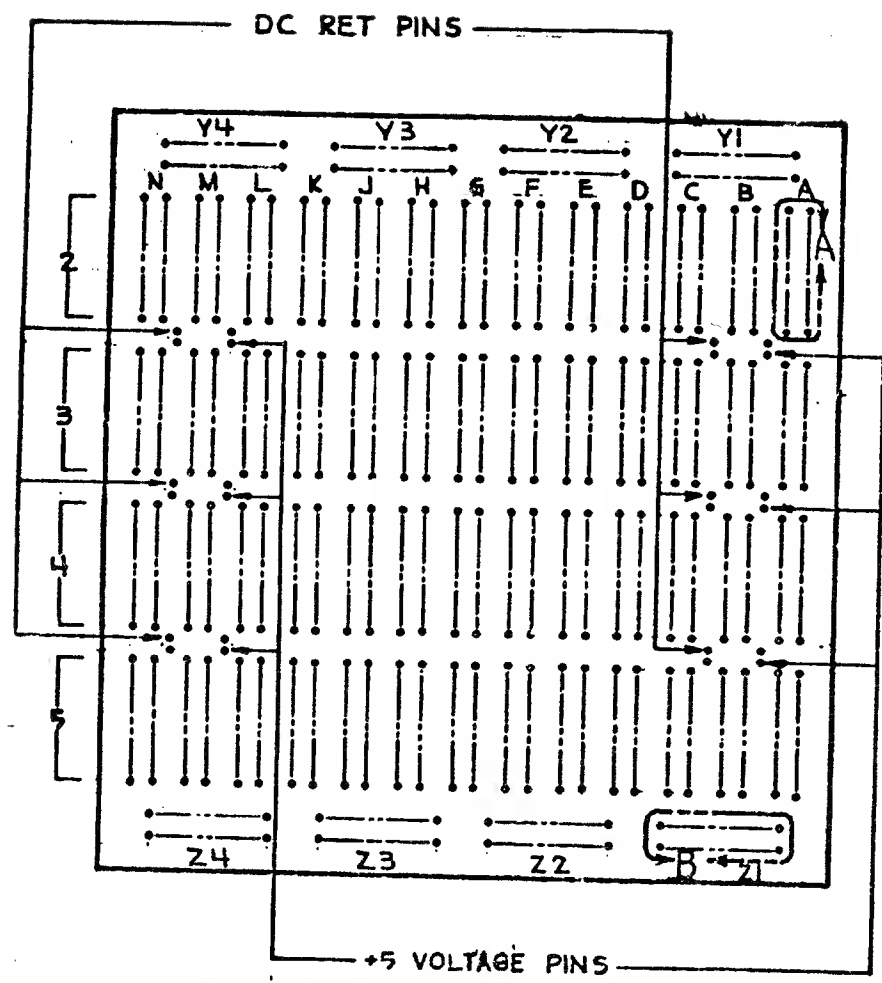
<b>D</b>	EC HISTORY		DRAWING TITLE	
	25 AUG 71	716885	COMPONENT LOCATION	
	29 DEC 71	717142	MACH 3277-002	
	23 OCT 72	718383	PART NO 2564995	
	3 FEB 75	741722	CLASSIFICATION	
<b>IBM</b>		<b>CORP.</b>		



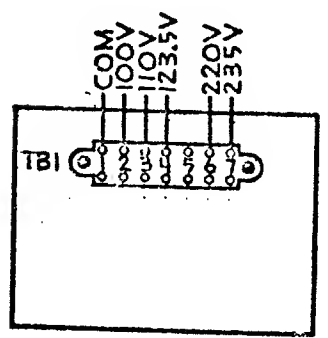
EC HISTORY		DRAWING TITLE	
14 FEB 72	716959	COMPONENT LOCATION	
3 FEB 75	741722	MACH 3277-001	
MAY 75	741690	PART NO 2577869	
D		CLASSIFICATION	IBM CORP

ZZ011

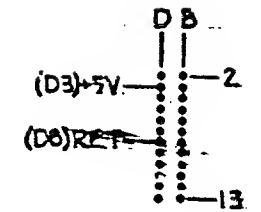
ZZ011



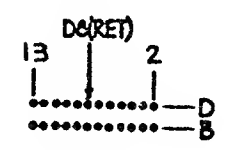
2/3 BD PIN SIDE LAYOUT



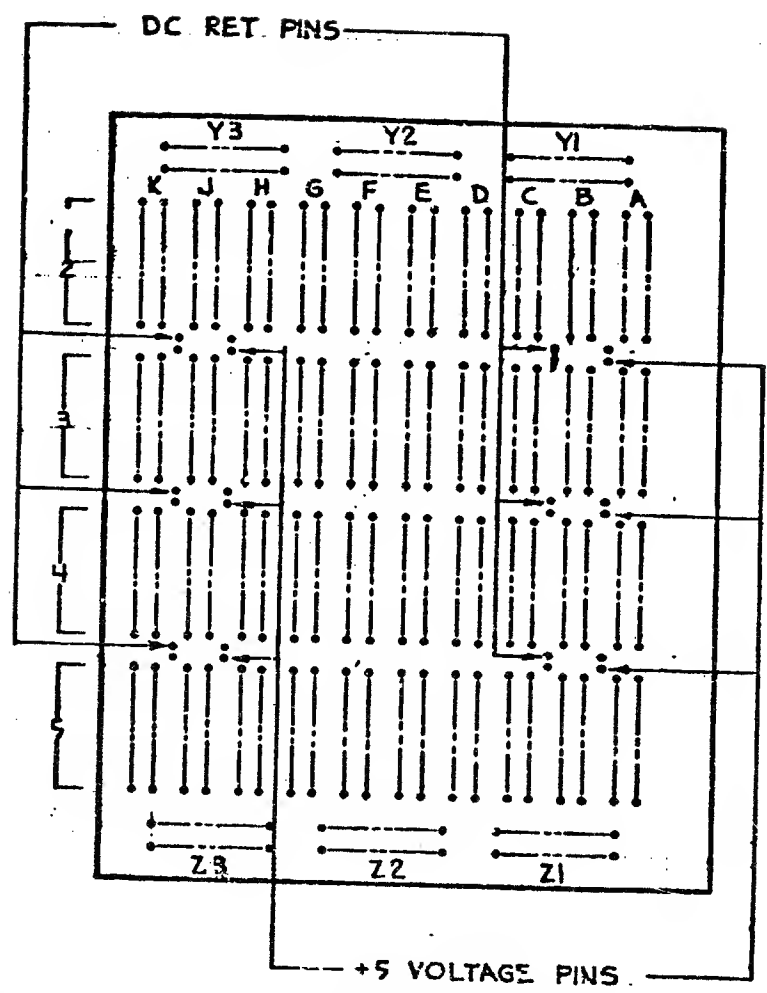
50 HZ FERRO  
SEE ZZ 011



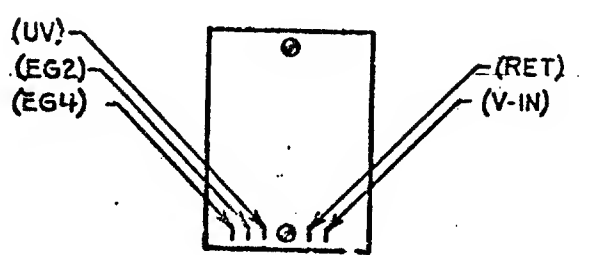
DETAIL A  
VERTICAL SOCKET  
TYP PIN LAYOUT



DETAIL B  
HORIZONTAL SOCKET  
TYP PIN LAYOUT



1/2 BD PIN SIDE LAYOUT



HV SUPPLY  
(CABLE SIDE)  
SEE ZZ 011

EC HISTORY		DRAWING TITLE	
25 AUG 71	716335	COMPONENT LOCATION	
29 DEC 71	717142	MACH 3215 #3277	
7 AUG 72	718098	PART NO 2564993	
D		CLASSIFICATION	EDM CORP

ZZ 012

ZZ 012

T



**TABLE 1**  
**CHARACTER GENERATOR CARD**  
 THE FOLLOWING LIST DESCRIBES THE PART NUMBER CARD TO BE IN THE A-AI K2 CARD SOCKET DEPENDING ON THE FEATURE OR RPQ REQUIRED:

MACHINE TYPE	LANGUAGE	CARD TYPE	LATEST P/N(852)	EQUIVALENT P/N (852)
MOD I MONO CASE	U.S. ENGLISH	9058	4302	0576
	USAC II A	9103	4305	0584
	USAC II B	9104	4306	0585
	U.K. ENGLISH	9102	4304	0583
	GERMAN	9101	4303	0582
	SWD/FIN	W068	4307	1455
	NOR/DEN	W069	4308	1456
	SPANISH	W070	4309	1457
	PORT/BRAZIL	W072	4311	1459
MOD II MONO CASE	U.S. ENGLISH	9070	4289	0577
	USAC II A	9098	4292	0580
	USAC II B	9099	4293	0581
	U.K. ENGLISH	9097	4291	0579
	GERMAN	9096	4290	0578
	SWD/FIN	W075	4294	1462
	NOR/DEN	W076	4295	1463
	SPANISH	W077	4296	1464
	PORT/BRAZIL	W079	4298	1466
MOD I & II DUAL CASE	U.S. ENGLISH	4710	1708	_____
	U.K. ENGLISH	4711	1709	_____
	KATA KANA	9123	1707	_____
	AUS/GER	4712	1710	_____
	BEL/FRANCE	4713	1711	_____
	DEN/NOR	X415	1854	_____
	FIN/SWD	X416	1855	_____
	ITALY	X417	1858	_____
	SPANISH	X418	1853	_____
	PORT/BRAZIL	X419	1857	_____

**TABLE 2**  
**INTERCHANGEABLE CARDS**  
 THE FOLLOWING CARDS CAN BE USED INTERCHANGEABLY ONLY THE LATEST P/N IS SHOWN IN THE LOGIC. THESE CARDS ARE IDENTICAL IN LOGIC

TYPE NO.	LATEST P/N	EQUIVALENT P/N	EQUIVALENT P/N
9067	8522836	8522014	_____
9068	8523664	8522151	8522109
L514	8527302	8522013	_____
9069	8524282	8522852	_____
9069	_____	8524282	8523647
9072	8564143	8522001	8563039
9072	8564143	8523633	8523616
9072	8564143	8527296	8528262
9072	8564143	8564132	_____
9066	8523648	8521992	_____
9071	8524604	8523649	_____
9071	8524604	8523617	_____
9071	8524604	8522825	8521981
2229	8565013	8523257	_____

NOTE 1  
 NOTES 1 & 2  
 NOTE 1  
 NOTE 2  
 NOTE 1 & 2  
 NOTE 1 & 2  
 NOTE 1 & 2  
 NOTE 1  
 NOTE 1  
 NOTES 1 & 2  
 NOTES 1 & 2  
 NOTES 2

**TABLE 3**  
**KEYBOARD FEATURE JUMPER**  
 THE FOLLOWING LIST DESCRIBES THE JUMPERS REQUIRED ON THE A-AI BOARD DEPENDING ON THE PARTICULAR KEYBOARD CONFIGURATION. THESE JUMPERS ARE NO. 30 BLACK WIRE (P/N 811695)

FEATURE NAME	FEATURE B/M	JUMPER REQUIRED
KATAKANA LANG	2568804	ADD A2B06 TO A2D08 B4B13 TO B3D08
NUMERIC LOCK FOR: U.S. ENGLISH U.K. ENGLISH KATAKANA	2568694	ADD B4B12 TO B4D08 REMOVE (IF IN)- B5B03 TO B5D08
NUMERIC LOCK FOR: GERMAN FRENCH ITALIAN	2568696	ADD B4B12 TO B4D08 B5B03 TO B5D08
BI-KEY TPWR KATAKANA LANG KEYBOARD	1655177	ADD A4B02 TO A5D08 A3B11 TO A3D08

NOTE 3

**CARD READER FEATURE JUMPERS**

[FEATURE NO. 4600 WITH 2706]  
 IF A CARD READER IS INSTALLED IN A MACHINE WITH THE KATAKANA LANGUAGE FEATURE, A JUMPER IS REQUIRED ON THE A-AI BOARD BETWEEN N2D05 AND N3B05 USING NO. 30 BLACK WIRE (P/N 811695)

[FEATURE NO. 4600 IN ANY 3277 MACHINE]  
 IF A CARD READER IS INSTALLED IN ANY 3277 MACHINE, A RESISTOR ASM. P/N 2568741 IS REQUIRED ON THE A-AI BOARD BETWEEN N2D03 AND N2J06

**APL FEATURE MACHINES**

THE CAPACITOR ASSEMBLY PART NUMBER 1746712 ON THE A-AI BOARD IS BETWEEN J2B04 AND K2D08

**NOTES**

- 1 THE "LATEST" P/N IS INTERCHANGEABLE FOR THE "EQUIVALENT" P/N, BUT THE "EQUIVALENT" IS NOT INTERCHANGEABLE FOR THE "LATEST"
- 2 EQUIVALENT PART NO. ARE INTERCHANGEABLE
- 3 THESE JUMPERS ARE ONLY TO BE ADDED FOR KATAKANA MACHINES HAVING NUMERIC LOCK FEATURE INSTALLED (BM 2568694), AND ONLY WHEN USING THE KATAKANA TYPEWRITER KEYBOARD (BM 1655177) WITH RE-WORK ACCOMPLISHED PER EC 310088G

SEE EC HISTORY		DRAWING TITLE	
JUN77	746050	3277 MOD I & 2 FEATURE	
JAN78	747009	MACH 3270	
MAY78	747514	PART NO 1564041	
D		CLASSIFICATION	IBM CORP

Z  
Z  
I  
O  
I